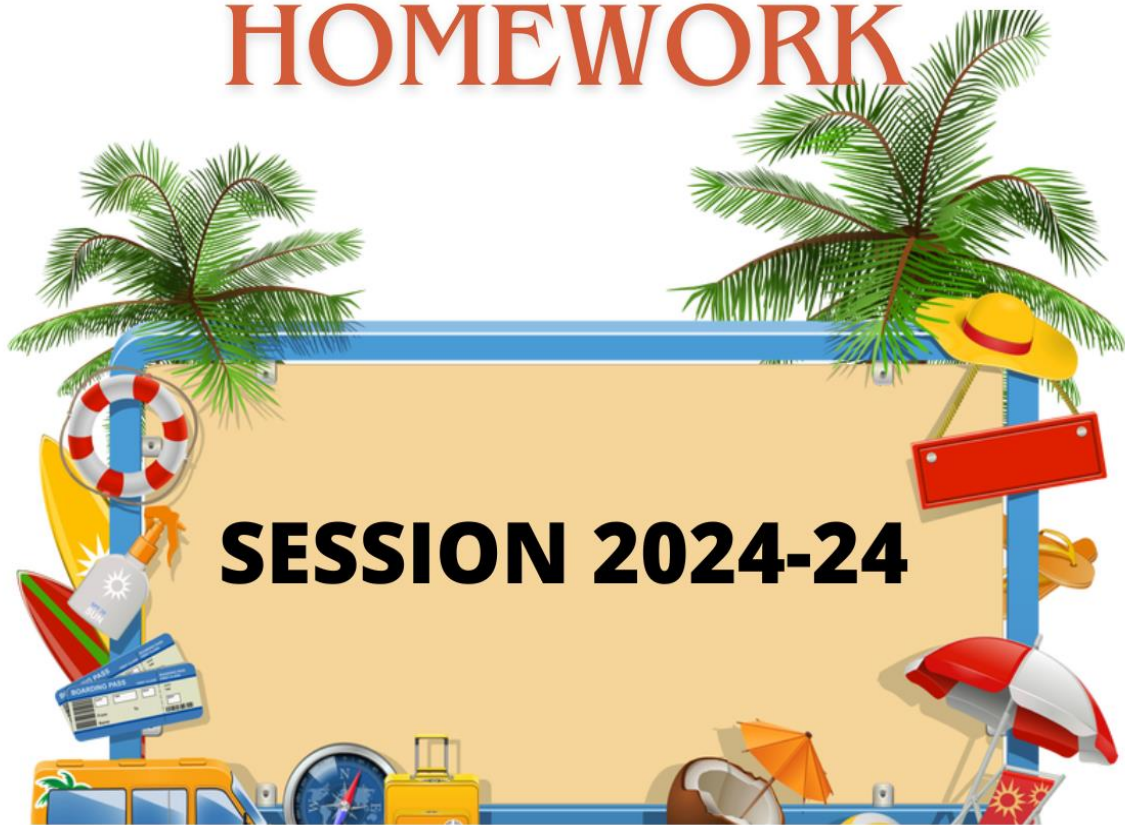




PML WISDOM SCHOOL NAGRI

ICSE CURRICULUM

SUMMER HOLIDAYS HOMEWORK



SESSION 2024-24



**CLASS
I**



Dear Parents,

Greetings!

We are thrilled to announce that the much-anticipated summer holidays are here, offering a perfect blend of relaxation and enjoyment! This break provides students with the chance to unwind, spend time with friends and family, explore new places, and relish the simple pleasures often overlooked during the busy school year. It's a time when leisure takes precedence over work.

The Summer Break for classes Nursery to 3rd is scheduled from **June 1, 2024 to June 30, 2024** with school reopening on **July 1, 2024(Monday)**. The last working day for these classes will be **May 31, 2024**.

While the holidays are for relaxation, we encourage students to also engage in the assigned holiday homework and projects. These tasks are designed to keep them active and observant, and can be easily completed with your guidance, making for a pleasant and productive learning experience.

Note: The school office will remain open on all working days between 9:00 a.m. and 2:00 p.m. during the summer vacation.

Tips for a Healthy and Productive Summer:

Do's:

- Establish a morning routine by waking up early and engaging in yoga, meditation, or a brisk walk.
- Learn a new skill, such as painting, dancing, music, or public speaking.
- Participate in games, sports, and physical activities, preferably during the morning and evening hours.
- Assist your parents with household chores and learn practical skills.
- Maintain the tradition of respecting elders by greeting them properly.
- Encourage family meals together, aiming for at least two shared meals daily.
- Communicate with your children in English to enhance their language skills.
- Motivate your child to read regularly, choosing books that are both educational and entertaining.

Don'ts:

- Limit time spent on video games and mobile games.

- Avoid outdoor activities during peak sunlight hours; opt for interesting indoor activities instead.
 - Steer clear of junk food.
 - Don't oversleep or succumb to laziness; stay active throughout the vacation.
- We wish you a joyful and productive summer vacation!

Warm regards,

Amita Walia

Principal

PML Wisdom School, Nagri

Contact Information:

Phone: 01764297274

E-Mail: pmlwisdomschool@gmail.com

Website: www.pmlwisdomschool.org

PML WISDOM SCHOOL, NAGRI

Class - 1st

Summer Assignment

Session: 2024-25

1. Read

❖ English	❖ हिंदी	❖ ਪੰਜਾਬੀ
<ul style="list-style-type: none">• Celebration Lessons -1 to 4	<ul style="list-style-type: none">• मधुर पृष्ठ 15,16,18,20,22	<ul style="list-style-type: none">• ਉ ਤੋ ਸ਼
<ul style="list-style-type: none">❖ EVS• Read Lessons 1,2,4,5	<ul style="list-style-type: none">ComputerRead Pages- 7 to 12	

2. Learn

❖ English	❖ हिंदी	❖ ਪੰਜਾਬੀ
<ul style="list-style-type: none">• Poem Lesson-2, 4• Lesson - 1,3 from book and notebook• Animal and birds name, Naming words• Change the Number• Myself	<ul style="list-style-type: none">• अंगों व फलों के नाम• रंगों के नाम• सब्जियों के नाम• आ, इ और ई मात्रा के शब्द वाले, समान लय वाले शब्द	<ul style="list-style-type: none">• ਮੋਖਿਕ - ਸਰੀਰ ਦੇ ਅੰਗਾਂ ਦੇ ਨਾਂ• ਫਲਾਂ ਦੇ ਨਾਂ
<ul style="list-style-type: none">❖ EVS• Lesson -1,2,4,5 from book and note book	<ul style="list-style-type: none">❖ Mathematics• Tables from 2 to 7	

3. Write

Note : Prepare a three-in-one notebook & write the following topics two times each.

❖ English	❖ हिंदी	❖ ਪੰਜਾਬੀ	❖ Mathematics
<ul style="list-style-type: none">• Naming words• Animal and bird's name• Myself• Write 5 pages in beautiful handwriting.	<ul style="list-style-type: none">• अंगों के नाम, सब्जियों के नाम• रंगों के नाम, फलों के नाम	<ul style="list-style-type: none">• ਓ ਊਂ ਸ <p>Drawing Draw An apple, A Mango, A tree, A hut.</p>	a) Tables from 2 to 7

Prepare the chart as mentioned following

Roll No	Topic		
Roll No 1 to 3	Tables 2 to 10	Roll No 13 to 15	ਟੁੱਲਾਂ ਦੇ ਨਾਂ
Roll No 4 to 6	ਓ ਊਂ ਝ	Roll No 16 to 18	ਲਿੰਗ ਬਦਲੋ
Roll No 7 to 9	उ और ऊ मात्रा	Roll No 19 & 20	Water
Roll No 10 to 12	वचन बदलो	Roll No 21 to 23	Doing words

PML WISDOM SCHOOL NAGRI

Name _____


Roll No. _____


Date _____

Subject English (Worksheet 1)


Day _____

Write the naming word of given picture :-






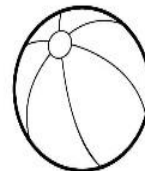












PML WISDOM SCHOOL NAGRI

Name _____

Roll No. _____

Date _____

Subject English(Worksheet 2)

Day _____

• Write Animal's Name

1. _____

2. _____

3. _____

4. _____

5. _____

6. _____

7. _____

8. _____

9. _____

10. _____

• Write Bird's Name

1. _____

2. _____

3. _____

4. _____

5. _____

6. _____

7. _____

8. _____

9. _____

10. _____

• Change the Number

1. car - _____

2. star - _____

3. balloon- _____

4. tree - _____

5. cap - _____

6. nest - _____

7. mat - _____

8. bell - _____

PML WISDOM SCHOOL NAGRI

Name _____

Roll No. _____

Date _____

Subject English(Worksheet 3)

Day _____

● **Answer the following questions:**

1. What is the colour of the car ?

2. What they plan ?

3. Who hops through the grass ?

4. What was Froggy looking for ?

Make the sentences :-

1. grass - _____

2. garden - _____

3. pond - _____

4 friends - _____

PML WISDOM SCHOOL NAGRI

Name _____

Roll No. _____

Date _____ Subject English(Worksheet 4)

Day _____

Fill the vowels to complete the word:




d _ _ g



p _ _ n



b _ _ t




p _ _ g



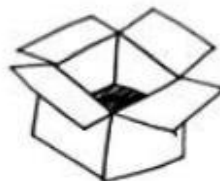
b _ _ s




h _ _ n



s _ _ n



b _ _ x



c _ _ t

PML WISDOM SCHOOL NAGRI

Name _____


Roll No. _____

Date _____

Subject EVS (Worksheet 1)

Day _____

Label the body parts :



Teeth

Nose

Feet

Hand

Ear

Head

Leg

Eye

Stomach

Mouth

PML WISDOM SCHOOL NAGRI

Name _____

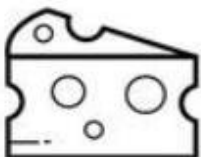

Roll No. _____

Date _____

Subject EVS (Worksheet 2)

Day _____

●Colour the Healthy food items:



PML WISDOM SCHOOL NAGRI

Name _____



Roll No. _____

Date _____

Subject EVS (Worksheet 3)

Day _____

Name the festival -



Answer the following questions: -

1. Name the festival of lights. _____
2. Which part of body do you use to run ? _____
3. Which sense organ help us to watch television ? _____
4. How many meals do we eat in a day ? _____
5. Where do people go to pray on Christmas ? _____

PML WISDOM SCHOOL NAGRI

Name _____

Roll No. _____

Date _____


Subject EVS (Worksheet 4)

Day _____

Match the following :-



Touch



Hear



See



Smell



Taste

PML WISDOM SCHOOL NAGRI

Name _____

Roll No. _____

Date _____

Subject Maths (Worksheet 1)

Day _____

1.) What comes.....?

After

Before

Between

51.....

.....19

85.....87

69.....

.....96

79.....81

78.....

.....71

45.....47

67.....

.....34

54.....56

56.....

.....64

91.....93

98.....

.....78

67.....69

2.) Dodging Tables :-

6	X	4	=	
2	X	9	=	
5	X	8	=	
3	X	5	=	
6	X	7	=	
4	X	5	=	

5	X	4	=	
2	X	9	=	
6	X	5	=	
2	X	8	=	
3	X	7	=	
4	X	5	=	

PML WISDOM SCHOOL NAGRI

Name _____

Roll No. _____

Date _____

Subject Maths (Worksheet 2)

Day _____

• Write in Ascending Order :

88	47	16	12	44
----	----	----	----	----

24	33	26	8	18
----	----	----	---	----

30	12	5	16	9
----	----	---	----	---

18	25	15	5	14
----	----	----	---	----

23	20	7	15	4
----	----	---	----	---

54	47	22	14	45
----	----	----	----	----

• Write in Descending Order:

45	47	14	5	22
----	----	----	---	----

14	45	17	5	32
----	----	----	---	----

19	13	47	22	9
----	----	----	----	---

25	34	16	24	13
----	----	----	----	----

5	14	7	13	6
---	----	---	----	---

35	21	38	6	54
----	----	----	---	----

PML WISDOM SCHOOL NAGRI

Name _____

Roll No. _____

Date _____ Subject Maths (Worksheet 3)

Day _____

● Put $>$, $<$ or $=$ sign:-

a) 56 _____ 78

g) 91 _____ 96

b) 98 _____ 92

h) 95 _____ 97

c) 26 _____ 76

i) 9 _____ 11

d) 39 _____ 41

j) 44 _____ 46

e) 56 _____ 58

k) 67 _____ 69

f) 16 _____ 18

l) 77 _____ 79

● Missing Numbers:-

23		25			28
36			39		41
	12			15	
45		47			50
83			86		88
	91			94	

PML WISDOM SCHOOL NAGRI

Name _____

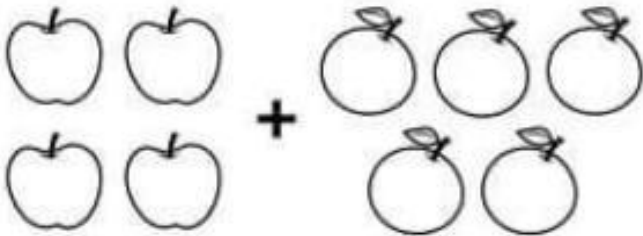
Roll No. _____

Date _____


Subject Maths (Worksheet 4)

Day _____

• Count the objects and write the number in boxes



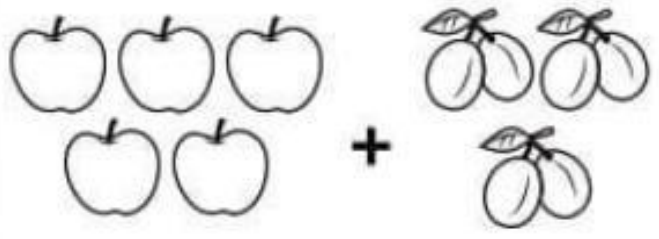
$$\square + \square = \underline{\quad}$$




$$\square + \square = \underline{\quad}$$



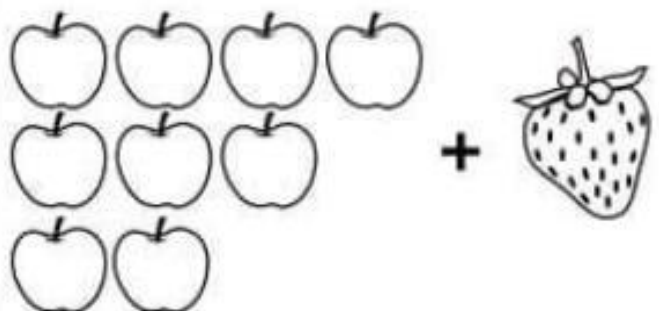
$$\square + \square = \underline{\quad}$$



$$\square + \square = \underline{\quad}$$



$$\square + \square = \underline{\quad}$$



$$\square + \square = \underline{\quad}$$

PML WISDOM SCHOOL NAGRI

Name _____

Roll no _____

Date _____

विषय हिंदी (Worksheet 1)

Day _____

● आ (T) मात्रा के शब्द लिखो

1. -----

7. -----

2. -----

8. -----

3. -----

9. -----

4. -----

10. -----



5. -----

11. -----

6. -----

12. -----

● चित्र देख कर नाम लिखो



PML WISDOM SCHOOL NAGRI

Name _____

Roll no _____

Date _____

विषय हिंदी (Worksheet 2)

Day _____

• इ (ि) मात्रा के शब्द लिखो

1. -----

7. -----

2. -----

8. -----

3. -----

9. -----

4. -----

10. -----



5. -----

11. -----

6. -----

12. -----

• चित्र देख कर नाम लिखो -



PML WISDOM SCHOOL NAGRI

Name _____

Roll no _____

Date _____

विषय हिंदी (Worksheet 3)

Day _____

• ई (ी) मात्रा के शब्द लिखो

1. -----

7. -----

2. -----

8. -----

3. -----

9. -----

4. -----

10. -----


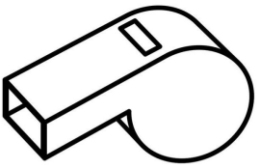
5. -----

11. -----

6. -----

12. -----

• चित्र देख कर नाम लिखो



PML WISDOM SCHOOL NAGRI

Name _____

Roll no _____

Date _____

विषय हिंदी (Worksheet 4)

Day _____

● अंगों के नाम लिखो

1. -----

6. -----

2. -----

7. -----

3. -----

8. -----

4. -----

9. -----

5. -----

10. -----

● सब्जियों के नाम लिखो

1. -----

2. -----

3. -----

4. -----

5. -----

6. -----

7. -----

8. -----

9. -----

10. -----

● रंगों के नाम लिखो

1. -----

2. -----

3. -----

4. -----

5. -----

6. -----

7. -----

8. -----

9. -----

10. -----

PML WISDOM SCHOOL NAGRI

Name _____

Roll no. _____

Date:- _____ Subject-Punjabi(Worksheet-1) Day:- _____

- ਉ ਤੇਂ ਤੱਕ ਲਿਖੋ:

_____	_____	_____	_____	_____
_____	_____	_____	_____	_____
_____	_____	_____	_____	_____
_____	_____	_____	_____	_____
_____	_____	_____	_____	_____
_____	_____	_____	_____	_____
_____	_____	_____	_____	_____

- ਖਾਲੀ ਥਾਂਵਾਂ ਭਰੋ:

ਉ	-----	ੲ	-----	ਹ
-----	ਖ	ਗ	-----	-----
ਚ	-----	-----	ੳ	-----
-----	ਠ	ਡ	-----	ਲ

PML WISDOM SCHOOL NAGRI

Name _____

Roll no _____

Date _____ Subject Punjabi Worksheet – 2 Day _____

● ਅੱਖਰ ਨੂੰ ਅੱਖਰ ਨਾਲ ਮਿਲਾਓ

ਚ

ਕ

ਮ

ਚ

ਰ

ਮ

ੲ

ਰ

ਕ

ੲ

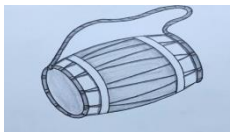
ਗ

ਗ

● ਚਿੱਤਰ ਦੇਖ ਕੇ ਪਹਿਲਾ ਅੱਖਰ ਲਿਖੋ -

















PML WISDOM SCHOOL NAGRI

Name _____

Roll no. _____

Date _____

Subject Punjabi Worksheet – 4

Day _____

• ਚਿੱਤਰ ਦੇਖ ਕੇ ਪਹਿਲੇ ਅੱਖਰ ਤੇ ਘੇਰਾ ਲਗਾਓ-



ਘ

ਪ


ਰ



ਫ

ਖ

ਟ



ਜ

ਘ

ਕ



ਪ

ਸ

ਥ



ਅ

ਦ

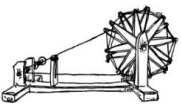
ਤ



ਖ

ਨ


ਗ



ਚ

ੲ

ਠ



ਕ

ੳ

ਭ

PML WISDOM SCHOOL NAGRI


Name _____

Roll No. _____

Date _____

Subject Drawing (Worksheet 1) Day _____

- Colour the given picture



PML WISDOM SCHOOL NAGRI

Name _____

Roll No. _____

Date _____

Subject Drawing (Worksheet 2) Day _____

- Colour the given picture :



PML WISDOM SCHOOL NAGRI

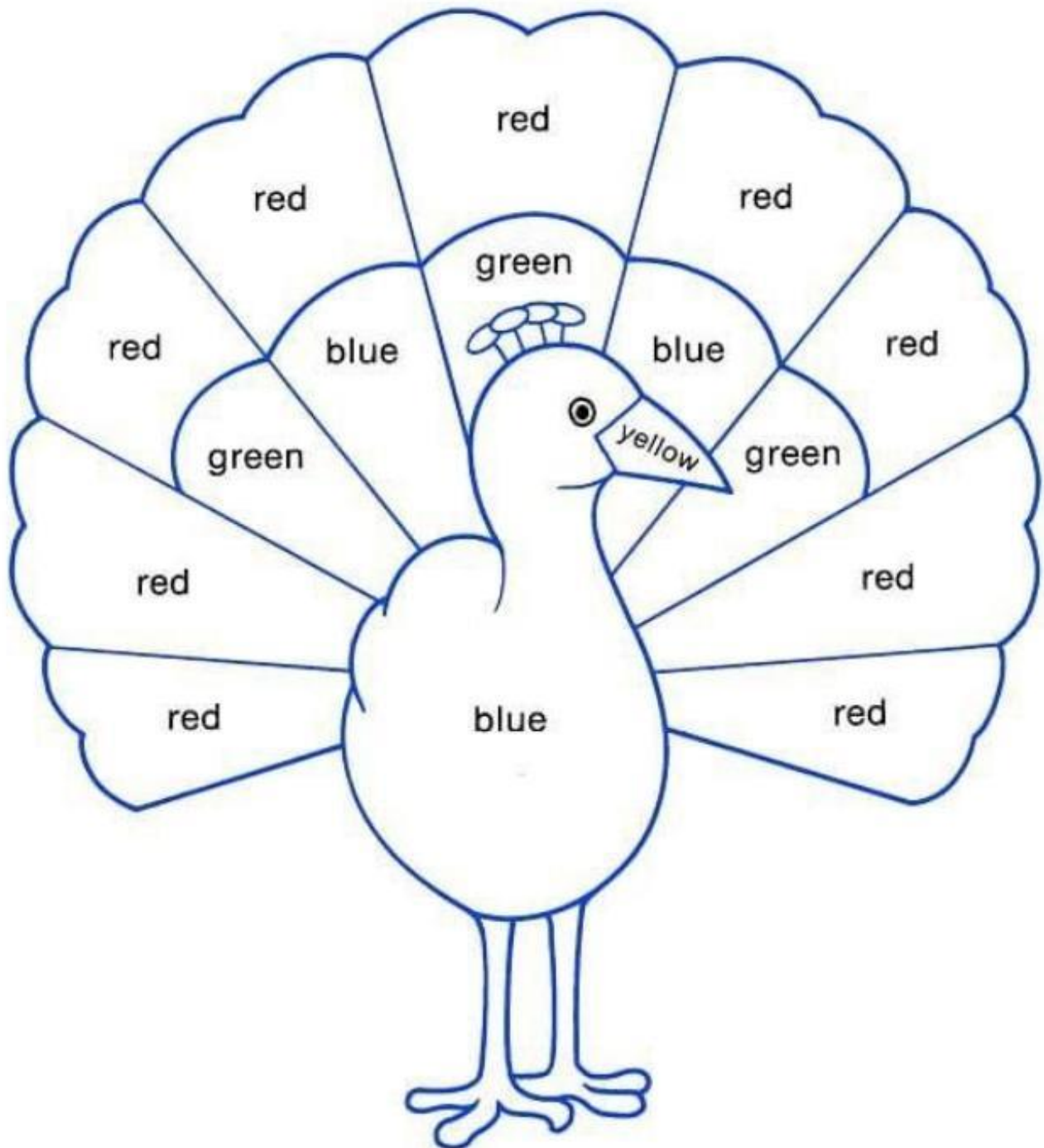
Name _____

Roll No. _____

Date _____

Subject Drawing (Worksheet 3) Day _____

- Colour the Peacock with using ladyfinger impression



PML WISDOM SCHOOL NAGRI

Name _____

Roll No. _____

Date _____ Subject Drawing (Worksheet 4) Day _____

- Colour the given picture



CLASS TEACHERS: -

Ms. Kirti
Ph. No. 6284452470

Ms. Purna Soni
Ph. No. 6280157428