




PRINCIPAL MOHAN LAL
WISDOM SCHOOL, NAGRI
ICSE CURRICULUM

SUMMER VACATIONS ASSIGNMENT

SESSION: 2025-26

CLASS
1ST





Principal Mohan Lal
WISDOM SCHOOL, NAGRI
ICSE CURRICULUM

HOLIDAYS HOMEWORK- CLASS 1st

Summer Break Message & Guidelines

Dear Parents and Students,

Warm greetings from PML Wisdom School!

As we step into the much-awaited summer vacation, we hope it brings joy, relaxation, and valuable family time. Holidays are a perfect opportunity to rest and rejuvenate, but also to remain constructively engaged. This holiday homework has been thoughtfully prepared to ensure that students enjoy their break while keeping their minds active and skills sharp.

The Summer Break for classes **Nursery to 3rd** is scheduled from **June 2nd (Monday) to June 30, 2025 (Monday)** with school reopening on **July 1st 2025**

The last working day for these classes will be **31st May, 2025 (Saturday)**.

Note: The school office will remain open on all working days between **9:00 a.m. and 2:00 p.m.** during the summer vacation.

Tips for a Healthy and Productive Summer

Guidelines for Students:

1. **Time Management:** Allocate a fixed time each day for completing homework and revision.
2. **Neatness and Presentation:** Ensure all work is done neatly and legibly.
3. **Originality:** Avoid copying from others. Use your creativity and understanding.

4. **Timely Submission:** All homework must be submitted on the first day after vacation.
5. **Activity Work:** Projects should be done using recyclable or easily available materials. Label your charts/projects clearly with your name and roll number.

Guidelines for Parents:

1. Kindly supervise your child's progress without doing the work for them.
2. Ensure a healthy routine including reading, physical exercise, and adequate sleep.
3. Encourage conversation in English and moral storytelling to enhance language and values.

We request all parents to encourage their wards to complete the assigned work regularly and creatively. The tasks are a blend of revision and project-based learning to foster critical thinking and subjects understanding.

"Let us work together to make this holiday both enjoyable and enriching."

Wishing you a safe, healthy, and joyful summer break!

With warm regards,

Amita Walia

Principal

PML Wisdom School

Contact Information:

Phone: 01764-297274

E-Mail: pmlwisdomschool@gmail.com

Website: www.pmlwisdomschool.com

PML WISDOM SCHOOL,NAGRI

Class -1st

Summer Assignment

Session: 2025-26

1. Read

☆ English	☆ Hindi	☆ ਪੰਜਾਬੀ
<ul style="list-style-type: none">● Pristine English Lessons -2 (Off to School) Lesson-3 (Fun at the Park)	<ul style="list-style-type: none">● वर्तमान पृष्ठ – 15, 17, 19, 22, 24	<ul style="list-style-type: none">● ਰਬਾਬ ਪੇਜ – 5 ਤੋਂ 12
<ul style="list-style-type: none">☆ Environmental Studies● Go Green Save Earth Forever• Read Lessons 1,2,3		

2. Learn

☆ English	☆ हिंदी	☆ ਪੰਜਾਬੀ
<ul style="list-style-type: none">● Pristine English• Poem – The School Clock• Lesson – 2, 3 from book and notebook• Naming words• Change the Number• Myself	<ul style="list-style-type: none">● वर्तमान• अंगों के नाम• सब्जियों के नाम• रंगों के नाम• फलों के नाम• आ, इ, ई, उ, ऊ मात्रा के शब्द वाले, समान लय वाले शब्द	<ul style="list-style-type: none">● ਰਬਾਬ• ਓ ਤੋਂ ਤ• ਮੌਖਿਕ – ਸਰੀਰ ਦੇ ਅੰਗਾਂ ਦੇ ਨਾਂ• ਸਬਜ਼ੀਆਂ ਦੇ ਨਾਂ
☆ Environmental Studies	☆ Mathematics	☆ Conversation
<ul style="list-style-type: none">● Go Green Save Earth ForeverLesson -1,2,3 from Book and Note book	<ul style="list-style-type: none">● Visualising Mathematics• Tables From 2 to 10	<ul style="list-style-type: none">● Let's Talk Well• Lesson – 1 (My Self)• Lesson – 2 (My Family)

3. Write

Note: Prepare a three-in-one notebook & write the following topics 2 times each:-

☆ English	☆ हिंदी	☆ ਪੰਜਾਬੀ	☆ Mathematics
<ul style="list-style-type: none">• Naming words• Myself• Change the Number	<ul style="list-style-type: none">• अंगों के नाम, सब्जियों के नाम• रंगों के नाम, फलों के नाम	<ul style="list-style-type: none">• ਉ ਤੇ ਸ	<ul style="list-style-type: none">• Tables 2 to 10

Subject: Computer Science

Read and learn the following chapter thoroughly.

Chapter -1 (Computer : A Machine)

Subject: Conversation

Read the following chapters thoroughly.

Chapter - 1(My Self)

Chapter - 2 (My Family)

Subject: Life Skills

Read the following chapters thoroughly.

Chapter - 1 (Thank You God)

Chapter - 2 (Honesty)

Subject: Health & Physical Education

International Day of Yoga
(21st June, 2025)

Instructions :-

1. Take care of your health.
2. Do Morning walk regularly.
3. Play game in morning & evening only.
4. Take proper Balanced Diet.
5. Take care of your body from heat stroke.
6. Have your meals at fixed time.
7. Take milk daily because it repairs broken cells of body.
8. Do practice of yoga daily.

9. For Asanas utilize, 15 to 30 minutes.
10. Do practice of Yogasana: Padamasana, Shavasan etc.

Read the following chapters thoroughly.

Chapter- 1 (Human Body)

Chapter -2 (Movement Awareness)

Prepare the chart as mentioned following

Roll No	Topic	Roll No	Topic
Roll No 1 to 4	Tables 2 to 10	Roll No 15 to 17	ਫੁੱਲਾਂ ਦੇ ਨਾਂ
Roll No 5 to 7	ੳ ਤੋਂ ਤੜ	Roll No 18 to 20	ਲਿੰਗ ਬਦਲੋ
Roll No 8 to 10	ੳ ਔਰ ੁ ਮਾਤਰਾ	Roll No 21 to 23	Water
Roll No 11 to 13	ਵਚਨ ਬਦਲੋ	Roll No 24 to 26	Doing words




PML WISDOM SCHOOL, NAGRI


Name _____

Roll No. _____


Date _____ Subject English (Worksheet 1) Day _____

Write the naming word of given picture :-






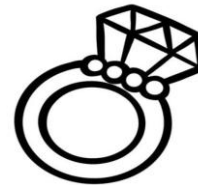

















PML WISDOM SCHOOL, NAGRI

Name _____

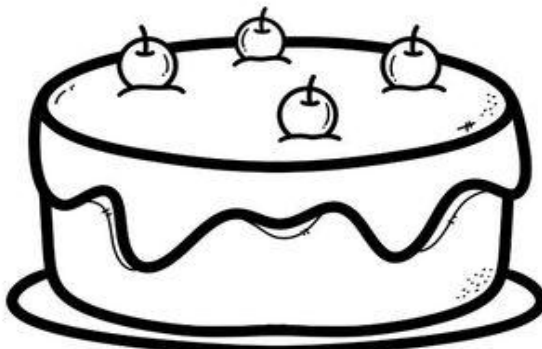

Roll No. _____

Date _____ Subject English (Worksheet 2) Day _____

ALL ABOUT ME

My Name IS

This is me



My Birthday IS : _____

I am _____ years old

I Am a



I am in Grade _____

My teacher's name is _____

Name _____

Roll No. _____

Date _____ Subject English (Worksheet 3) Day _____

- Fill in the blanks using a or an :-


a

an



It is _____ elephant.

It is _____ cat.




It is _____ house.

It is _____ olive.



It is _____ koala.

It is _____ igloo.



It is _____ alien.

It is _____ mushroom



It is _____ umbrella.

It is _____ pumpkin.

PML WISDOM SCHOOL, NAGRI

Name _____

Roll No. _____

Date _____ Subject English (Worksheet 4) Day _____

























Fill the vowels to complete the word:



Fill in the Blank

Name _____



	H _ _	T _ _		C _ _	T _ _
	B _ _	G _ _		D _ _	G _ _
	F _ _	N _ _		B _ _	X _ _
	J _ _	R _ _		T _ _	B _ _
	H _ _	N _ _		B _ _	N _ _
	B _ _	D _ _		S _ _	N _ _
	A _ _	T _ _		P _ _	A _ _
	N _ _	T _ _		K _ _	Y _ _
	L _ _	G _ _		C _ _	P _ _
	B _ _	N _ _		T _ _	P _ _
	P _ _	N _ _		B _ _	S _ _
	Z _ _	P _ _		C _ _	W _ _

PML WISDOM SCHOOL, NAGRI

Name _____


Roll No. _____

Date _____

Subject EVS (Worksheet 1)

Day _____

Label the body parts :



Teeth	Nose	Feet	Hand	Ear
Head	Leg	Eye	Stomach	Mouth

PML WISDOM SCHOOL, NAGRI

Name _____

Roll No. _____

Date _____

Subject EVS (Worksheet 2)

Day _____

•Colour the Healthy food items:



Name _____

Roll No. _____

Date _____

Subject EVS (Worksheet 3)

Day _____

- Colour the poster on World Environment :-



PML WISDOM SCHOOL, NAGRI

Name _____

Roll No. _____

Date _____


Subject EVS (Worksheet 4)

Day _____

Match the following :-



Touch



Hear



See



Smell



Taste

PML WISDOM SCHOOL, NAGRI

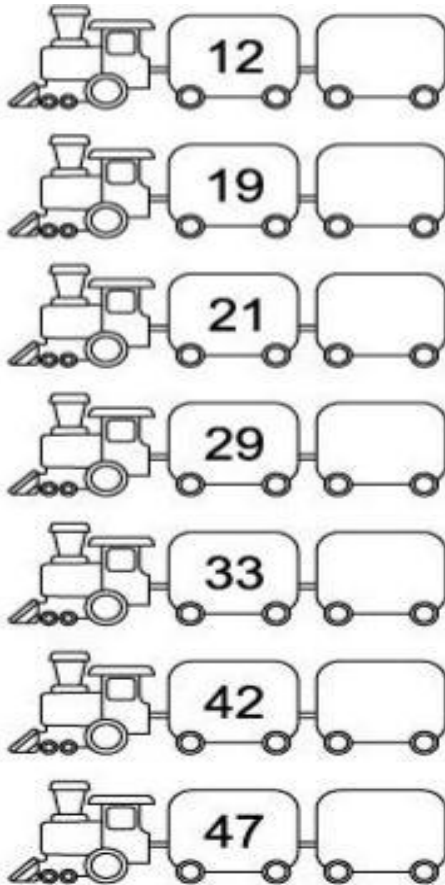
Name _____

Roll No. _____

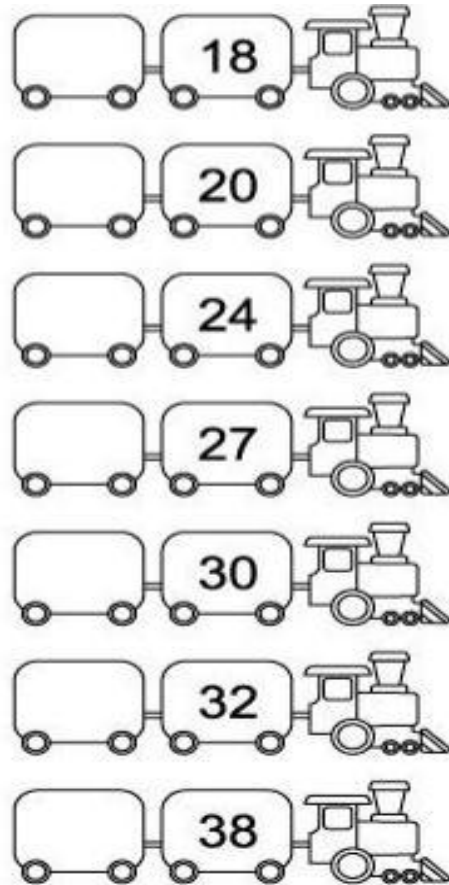
Date _____ Subject Maths (Worksheet 1) Day _____

- Write What Comes just ?

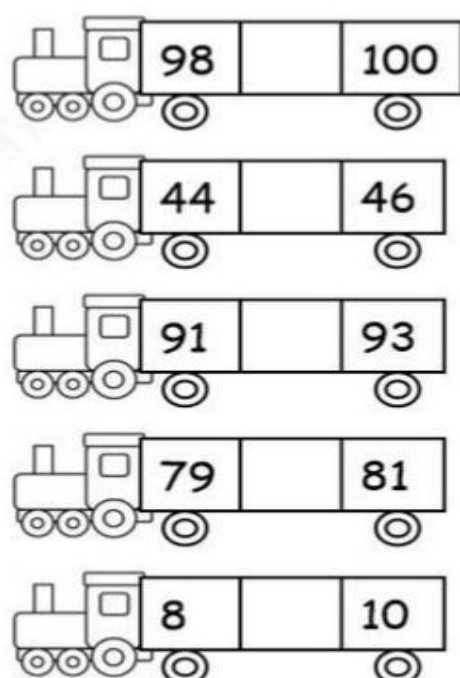
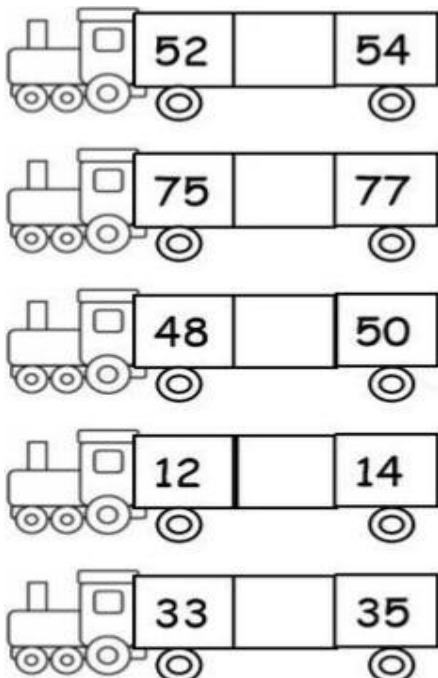
AFTER



BEFORE



- What comes Between ?



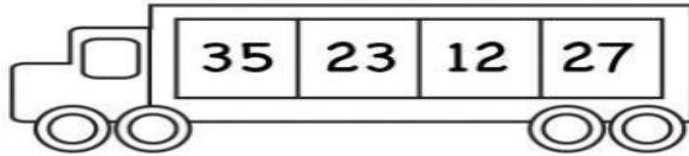
PML WISDOM SCHOOL, NAGRI

Name _____

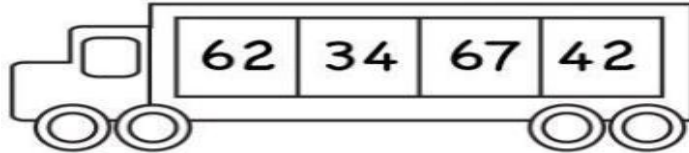
Roll No. _____

Date _____ Subject Maths (Worksheet 2) Day _____

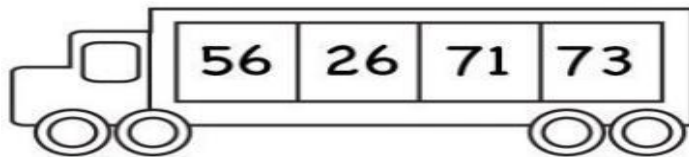
- Write the following numbers in Ascending Order :-



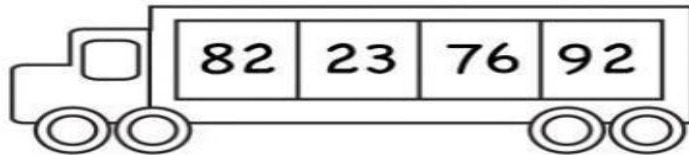
--	--	--	--



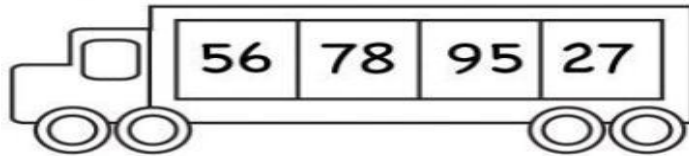
--	--	--	--



--	--	--	--

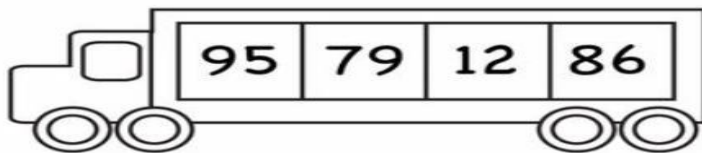


--	--	--	--

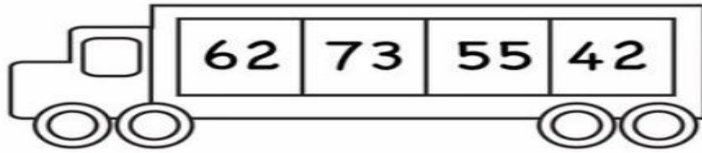


--	--	--	--

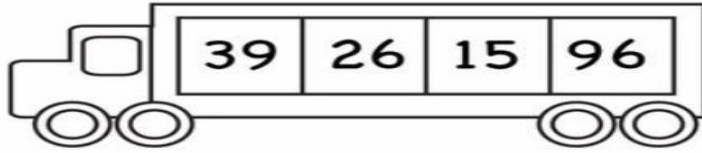
- Write the following numbers in Descending Order :-



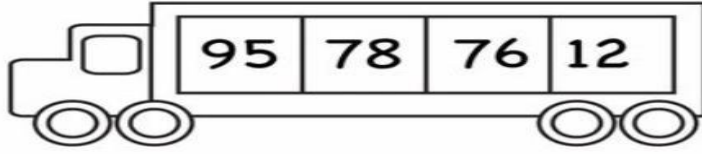
--	--	--	--



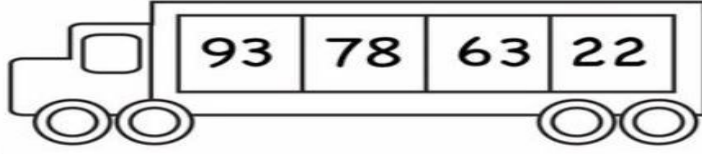
--	--	--	--



--	--	--	--



--	--	--	--



--	--	--	--

PML WISDOM SCHOOL, NAGRI

Name _____

Roll No. _____

Date _____ Subject Maths (Worksheet 3) Day _____

● Put >, < or = sign:-

81 78

59 62

77 80

52 54

95 93

53 56

70 73

88 91

91 88

71 74

92 94

68 71

61 58

72 74

62 65

75 77

71 73

60 57

86 84

63 65

97 99

● Insert the Missing Number



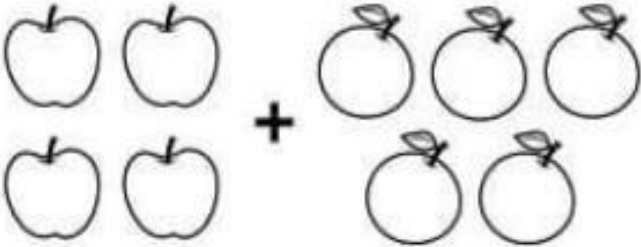


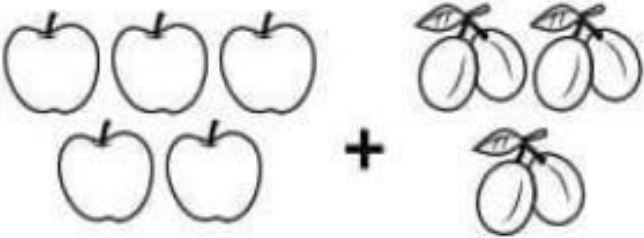
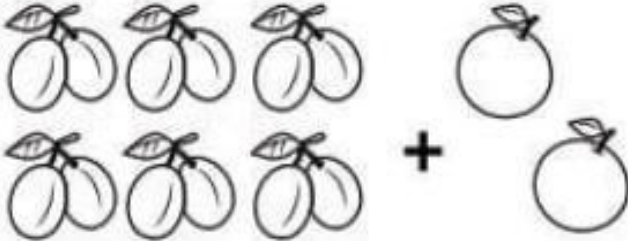
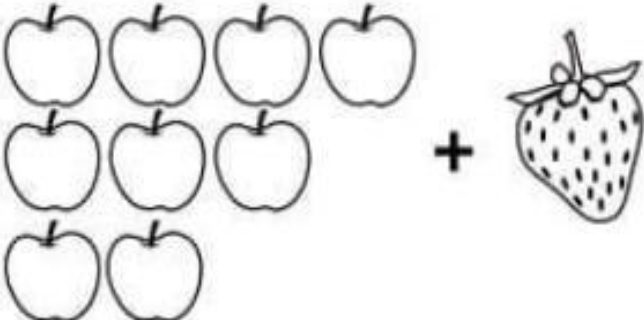
PML WISDOM SCHOOL, NAGRI

Name _____

Roll No. _____

Date _____ Subject Maths (Worksheet 4) Day _____

- Count the objects and write the number in boxes

 <div style="display: flex; align-items: center; justify-content: center;"> <div style="border: 1px solid black; width: 40px; height: 40px; margin-right: 10px;"></div> <div style="margin-right: 10px;">+</div> <div style="border: 1px solid black; width: 40px; height: 40px; margin-right: 10px;"></div> <div style="margin-right: 10px;">=</div> <div style="border-bottom: 1px solid black; width: 40px;"></div> </div>	 <div style="display: flex; align-items: center; justify-content: center;"> <div style="border: 1px solid black; width: 40px; height: 40px; margin-right: 10px;"></div> <div style="margin-right: 10px;">+</div> <div style="border: 1px solid black; width: 40px; height: 40px; margin-right: 10px;"></div> <div style="margin-right: 10px;">=</div> <div style="border-bottom: 1px solid black; width: 40px;"></div> </div>
 <div style="display: flex; align-items: center; justify-content: center;"> <div style="border: 1px solid black; width: 40px; height: 40px; margin-right: 10px;"></div> <div style="margin-right: 10px;">+</div> <div style="border: 1px solid black; width: 40px; height: 40px; margin-right: 10px;"></div> <div style="margin-right: 10px;">=</div> <div style="border-bottom: 1px solid black; width: 40px;"></div> </div>	 <div style="display: flex; align-items: center; justify-content: center;"> <div style="border: 1px solid black; width: 40px; height: 40px; margin-right: 10px;"></div> <div style="margin-right: 10px;">+</div> <div style="border: 1px solid black; width: 40px; height: 40px; margin-right: 10px;"></div> <div style="margin-right: 10px;">=</div> <div style="border-bottom: 1px solid black; width: 40px;"></div> </div>
 <div style="display: flex; align-items: center; justify-content: center;"> <div style="border: 1px solid black; width: 40px; height: 40px; margin-right: 10px;"></div> <div style="margin-right: 10px;">+</div> <div style="border: 1px solid black; width: 40px; height: 40px; margin-right: 10px;"></div> <div style="margin-right: 10px;">=</div> <div style="border-bottom: 1px solid black; width: 40px;"></div> </div>	 <div style="display: flex; align-items: center; justify-content: center;"> <div style="border: 1px solid black; width: 40px; height: 40px; margin-right: 10px;"></div> <div style="margin-right: 10px;">+</div> <div style="border: 1px solid black; width: 40px; height: 40px; margin-right: 10px;"></div> <div style="margin-right: 10px;">=</div> <div style="border-bottom: 1px solid black; width: 40px;"></div> </div>

PML WISDOM SCHOOL, NAGRI

Name _____

Roll no _____

Date _____

विषय - हिंदी (Worksheet 1) Day _____

● आ () मात्रा के शब्द लिखो

1. -----

7. -----

2. -----

8. -----

3. -----

9. -----

4. -----

10. -----



5. -----

11. -----

6. -----

12. -----

● चित्र देख कर नाम लिखो



Name _____

Roll no _____

Date _____

विषय - हिंदी (Worksheet 1) Day _____

● इ () मात्रा के शब्द लिखो

1. -----

7. -----

2. -----

8. -----

3. -----

9. -----

4. -----

10. -----



5. -----

11. -----

6. -----

12. -----

● चित्र देख कर नाम लिखो -



Name _____

Roll no _____

Date _____

विषय - हिंदी (Worksheet 1) Day _____

● ई () मात्रा के शब्द लिखो

1. -----

7. -----

2. -----

8. -----

3. -----

9. -----

4. -----

10. -----


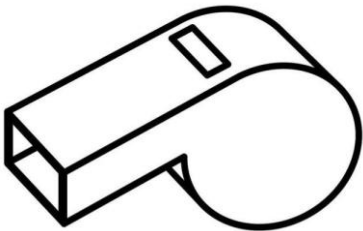
5. -----

11. -----

6. -----

12. -----

● चित्र देख कर नाम लिखो



PML WISDOM SCHOOL, NAGRI

Name _____ Roll no _____
Date _____ विषय - हिंदी (Worksheet 1) Day _____

☆ अंगों के नाम लिखो :-		☆ सब्जियों के नाम लिखो :-	
1.	6.	1.	6.
2.	7.	2.	7.
3.	8.	3.	8.
4.	9.	4.	9.
5.	10.	5.	10.

☆ फलों के नाम लिखो :-		☆ रंगों के नाम लिखो :-	
1.	6.	1.	6.
2.	7.	2.	7.
3.	8.	3.	8.
4.	9.	4.	9.
5.	10.	5.	10.

PML WISDOM SCHOOL, NAGRI

Name_____

Roll no. _____

Date:-_____

Subject-Punjabi(Worksheet-1) Day:-_____

• ਓ ਤੋਂ ਤੱਕ ਲਿਖੋ:

_____	_____	_____	_____	_____
_____	_____	_____	_____	_____
_____	_____	_____	_____	_____
_____	_____	_____	_____	_____
_____	_____	_____	_____	_____
_____	_____	_____	_____	_____
_____	_____	_____	_____	_____

• ਖਾਲੀ ਥਾਂਵਾਂ ਭਰੋ:

ੳ

ੲ

ੳ

ਖ

ਗ

ਚ

ੲ

ਠ

ਡ

ਣ

PML WISDOM SCHOOL, NAGRI

Name _____

Roll no _____

Date _____ Subject Punjabi (Worksheet- 2) Day _____

● ਅੱਖਰ ਨੂੰ ਅੱਖਰ ਨਾਲ ਮਿਲਾਓ :-

ਰ

ਘ

ਜ

ਰ

ਠ

ਜ

ਏ

ਠ


ਘ


ਗ

ਗ


ਏ

● ਚਿੱਤਰ ਦੇਖ ਕੇ ਪਹਿਲਾ ਅੱਖਰ ਲਿਖੋ -



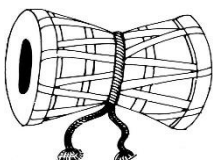














PML WISDOM SCHOOL, NAGRI


Name _____

Roll no. _____

Date _____

Subject Punjabi (Worksheet– 3) Day _____

- ਅੱਖਰਾਂ ਨੂੰ ਜੋੜ ਕੇ ਚਿੱਤਰ ਬਣਾਓ :



PML WISDOM SCHOOL, NAGRI

Name _____

Roll no. _____

Date _____

Subject Punjabi (Worksheet- 4)

Day _____

• ਚਿੱਤਰ ਦੇਖ ਕੇ ਪਹਿਲੇ ਅੱਖਰ ਤੇ ਘੇਰਾ ਲਗਾਓ-



ਘ

ਪ

ਰ



ਫ

ਖ

ਮ



ਜ

ਘ

ਕ



ਪ

ਨ

ਥ



ਥ

ਦ


ਤ



ਖ

ਨ


ਗ



ਚ

ਏ

ਠ



ਠ

ਹ

ਵ

PML WISDOM SCHOOL, NAGRI

Name _____

Roll No. _____

Date _____ Subject Drawing (Worksheet-1) Day _____

- Colour the given picture :-



PML WISDOM SCHOOL, NAGRI

Name _____

Roll No. _____

Date _____ Subject Drawing (Worksheet 2) Day _____

- Complete and colour the given picture : -




PML WISDOM SCHOOL, NAGRI

Name _____

Roll No. _____

Date _____ Subject Drawing (Worksheet 3) Day _____

- Colour the given picture :-




PML WISDOM SCHOOL, NAGRI

Name _____

Roll No. _____

Date _____ Subject Drawing (Worksheet 4) Day _____

- Colour the given picture



• Use Spoken English Sentence regularly: -



Morning Sentences

1. Good morning, Mama!
2. I woke up early today.
3. I brushed my teeth.
4. May I have some milk?
5. I am ready for the day!

Meal Time Sentences

6. I am hungry.
7. What's for breakfast/lunch/dinner?
8. This is yummy!
9. I want more, please.
10. Thank you, Mama!

Play Time Sentences

11. Can I go outside to play?
12. I want to play with my toys.
13. Let's play a game!
14. I love playing on the swing.
15. My friend is coming to play.

Study and Learning Sentences

16. I want to read a storybook.
17. Let's do some drawing.
18. Can I write with a pencil?
19. I will finish my homework.
20. I love English class!

Helping at Home Sentences

21. I will clean my table.
22. Can I water the plants?
23. Let me help you.
24. I want to fold the clothes.
25. I will keep my toys in the box.

Evening and Bedtime Sentences

26. Let's go for a walk.
27. May I watch a cartoon?
28. I am feeling sleepy.
29. Good night, Mama.
30. See you tomorrow!

Note:- If you have any query related to any subject, you can contact to respective Class In charge.

Sr. No.	Subject Teacher's Name	Subject	Contact No.
1.	Ms. Kirti Verma	1 st A	6284452470
2.	Ms. Sandeep Kaur	1 st B	7009100720

Headmistress- Ms. Silki: - 9779666609