

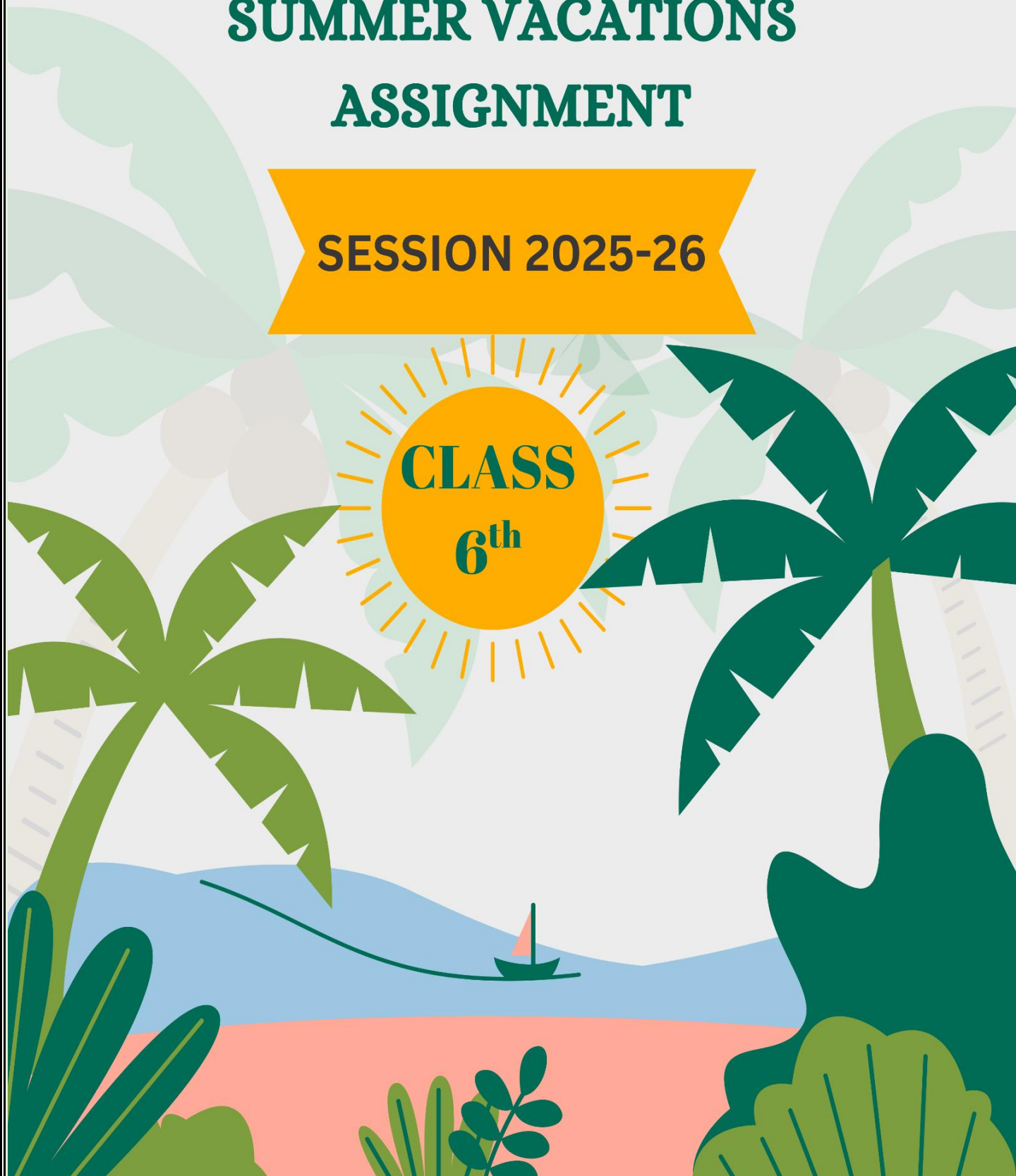



PRINCIPAL MOHAN LAL
WISDOM SCHOOL, NAGRI
ICSE CURRICULUM

**SUMMER VACATIONS
ASSIGNMENT**

SESSION 2025-26

**CLASS
6th**





Principal Mohan Lal
WISDOM SCHOOL, NAGRI
ICSE CURRICULUM

HOLIDAYS HOMEWORK - CLASS VI

Summer Break Message & Guidelines

Dear Parents and Students,

Warm greetings from PML Wisdom School!

As we step into the much-awaited summer vacation, we hope it brings joy, relaxation, and valuable family time. Holidays are a perfect opportunity to rest and rejuvenate, but also to remain constructively engaged. This holiday homework has been thoughtfully prepared to ensure that students enjoy their break while keeping their minds active and skills sharp.

The Summer Break is scheduled from **June 1st, 2025 (Sunday)** to **June 30th, 2025 (Monday)** with school reopening on **July 1st, 2025 (Tuesday)**.

Note: The school office will remain open on all working days between **9:00 a.m.** and **2:00 p.m.** during the summer vacation.

Tips for a Healthy and Productive Summer

Guidelines for Students:

1. **Time Management:** Allocate a fixed time each day for completing homework and revision.
2. **Neatness and Presentation:** Ensure all work is done neatly and legibly.
3. **Originality:** Avoid copying from others. Use your creativity and understanding.
4. **Timely Submission:** All homework must be submitted on the first day after vacation.
5. **Activity Work:** Projects should be done using recyclable or easily available materials. Label your charts/projects clearly with your name and roll number

Guidelines for Parents:

- ❖ Kindly supervise your child's progress without doing the work for them.
- ❖ Ensure a healthy routine including reading, physical exercise, and adequate sleep.
- ❖ Encourage conversation in English and moral storytelling to enhance language and values.
- ❖ We request all parents to encourage their wards to complete the assigned work regularly and creatively. The tasks are a blend of revision and project-based learning to foster critical thinking and subject understanding.

“Let us work together to make this holiday both enjoyable and enriching.”

Note: - Guide your ward to learn the assigned work carefully as unit test will be conducted after vacations.

Wishing you a safe, healthy, and joyful summer break!

With warm regards,

Amita Walia
Principal
PML Wisdom School

Contact Information:

Phone: 01764-297274

E-Mail: pmlwisdomschool@gmail.com

Website: www.pmlwisdomschool.com

Project Guidelines

Students are expected to follow these points while preparing the project:

1. Use A4 size sheet only, as mentioned.
2. Write your Name and Roll Number neatly on the top of the sheet.
3. Title of the topic should be clearly mentioned and underlined.
4. Draw a neat table with a ruler to present your data/information.
5. Use colours and headings to make the project attractive, but avoid excessive decoration.
6. Handwriting must be clean and legible – marks may be deducted for untidy work.
7. Follow your assigned topic carefully based on your roll number.
8. Ensure the content is factually correct and age-appropriate.
9. Do not copy directly from books or internet – use your own understanding and creativity.
10. Submit your work on time. Late submissions may not be accepted.

The text "Happy Holidays" is written in a large, stylized, green font with a black outline. The letters are decorated with starburst or sparkler effects, particularly around the 'H', 'y', 'H', and 's'. The background is a solid light green color.

Happy Holidays



ENGLISH

Learning work: Learn below mentioned chapters for unit test.

Pristine English Literature

Unit-1 Lesson -1 How Daddy learned to draw (story)

Lesson-2 When I grow up (Poem)

Unit -2 Lesson -2 Nobel Laureate Kailash Satyarthi (Biography)

The Road not Taken (Poem)

English Mastering Grammar

Change the Gender, Change the Number from Grammar Book.

Letter: Write a letter to your father informing him about the date when your summer break will start.

Notice: Lost a pencil box

Paragraphs – Honesty is the best policy

Written Work

- Write 5 pages of beautiful handwriting in fair notebook.

Write short notices based on following situation:

You are Monali/ Mahesh of 6th, Roll No. 12, PML Wisdom school, Nagri. You have lost your tiffin box probably in school canteen. Write a notice to put up on school notice board.

Activity: Prepare a origami paper aeroplane (Literature Book -Page No.

22) & paper boat (Literature Book -Page No. 53) and paste it on your English fair note boat

Project: Write Summery of Nobel Laureate Kailash Satyarthi on Assignment sheet.



याद करने वाला कार्य:-

पाठ - 1 हिम्मत

पाठ - 2 बात ऐसी बानी

ਪਾਠ - 3 ਆਧੁਨਿਕ ਕੂੜੇਦਾਨ

- ਪ੍ਰਸ਼ਨ ਉਤਰ ਤਥਾ ਪੁਸ਼ਤਕ ਕਾਰਯ ਯਾਦ ਕਰੋਂ।
- ਅਵਿਕਾ ਹਿੰਦੀ ਵਯਾਕਰਣ - 6

ਭਾਸ਼ਾ, ਲਿਪਿ ਔਰ ਵਯਾਕਰਣ

ਨੋਟ:-ਪ੍ਰਸ਼ਨ ਉਤਰ ਤਥਾ ਪੁਸ਼ਤਕ ਕਾਰਯ ਆਵਧਿਕ ਪਰੀਖਣ (Unit Test) ਕੇ ਲਿਏ ਯਾਦ ਕਰੋਂ।

ਪਰਿਯੋਜਨਾ ਕਾਰਯ

ਕੂੜੇਦਾਨ ਕੇ ਸਦੁਪਯੋਗ ਪਰ ਆਧਾਰਿਤ ਪੋਸ਼ਟਰ ਬਨਾ



ਯਾਦ ਕਰਨ ਦਾ ਕੰਮ - ਇਹ ਸਾਰਾ ਕੰਮ ਯੂਨਿਟ ਟੈਸਟ ਲਈ ਯਾਦ ਕਰੋ।

ਪਾਠ- 1 ਪ੍ਰਾਰਥਨਾ (ਕਵਿਤਾ)

ਪਾਠ- 2 ਪਲਾਸਟਿਕ (ਕਹਾਣੀ)

ਪਾਠ- 3 ਤੇਰੀ ਵੀ ਗੱਲ ਠੀਕ ਏ(ਕਹਾਣੀ)

ਪਾਠ- 4 ਰੰਗਾਂ ਦਾ ਸੰਸਾਰ (ਕਵਿਤਾ)

ਵਿਆਕਰਨ -

ਪਾਠ- 1 ਭਾਸ਼ਾ ਤੇ ਵਿਆਕਰਨ , ਲੇਖ ਦਿਵਾਲੀ ਅਤੇ ਮਾਤ ਭਾਸ਼ਾ ਦਾ ਮਹੱਤਵ, ਜੁਰਮਾਨਾ ਮਾਫੀ ਲਈ ਬਿਨੈ ਪੱਤਰ, ਦੱਬਿਆ ਹੋਇਆ ਖਜਾਨਾ।

ਲਿਖਣ ਕੈਸ਼ਲ -

1. ਪੰਦਰਾਂ ਅਗਸਤ , ਲੇਖ-3 ਪੰਨਾ- 177

2. ਕੰਪਿਊਟਰ , ਲੇਖ- 10 ਪੰਨਾ- 184

3. ਖੇਡਾਂ ਦਾ ਮਹੱਤਵ, ਲੇਖ- 14 ਪੰਨਾ- 187

(ਜਮਾਤ ਵਾਲੀ ਕਾਪੀ ਵਿੱਚ ਲਿਖੋ।)

ਸੁੰਦਰ ਲਿਖਾਈ ਦੇ ਅੰਤਰਗਤ ਗਤੀਵਿਧੀਆਂ - ਇਹ ਸਾਰਾ ਕੰਮ ਆਇਸਨਮੈਟ ਸੀਟਾਂ ਤੇ ਸੁੰਦਰ ਅਤੇ ਸਾਫ਼ ਸੁਥਰੀ ਲਿਖਾਈ ਵਿੱਚ ਕਰੋ।

1. ਪ੍ਰਾਰਥਨਾ ਕਵਿਤਾ ਵਿੱਚ ਚੰਗੀਆਂ ਭਾਵਨਾਵਾਂ ਪ੍ਰਗਟ ਹੁੰਦੀਆਂ ਹਨ। ਸਵੇਰੇ ਉੱਠ ਕੇ ਪ੍ਰਾਰਥਨਾ ਕਰਦਿਆਂ, ਤੁਹਾਡੀਆਂ ਕਿਹੜੀਆਂ ਭਾਵਨਾਵਾਂ ਹੋਣਗੀਆਂ? ਇਸ ਬਾਰੇ ਲਿਖੋ। (ਪੰਨਾ-6)
2. ਪਲਾਸਟਿਕ ਦੁਆਰਾ ਸਾਡਾ ਆਲਾ - ਦੁਆਲਾ ਦੂਸ਼ਿਤ ਹੁੰਦਾ ਹੈ। ਇਸ ਬਾਰੇ ਲੋਕਾਂ ਨੂੰ ਜਾਗਰੂਕ ਕਰਨ ਲਈ ਇੱਕ ਵਿਗਿਆਪਨ ਤਿਆਰ ਕਰੋ। (ਪੰਨਾ- 16)



Do the practice of below mentioned chapters for unit test.

- ❖ Work must be neat and clean.
- ❖ Solve the worksheet on practice notebook.
- ❖ Learn and write tables from 2 to 20 in practice notebook.
- ❖ Do practice of the following chapters :
 - Chapter-1 (NUMBER SYSTEM)
 - Chapter- 2 (NUMBERS IN INDIAN AND INTERNATIONAL SYSTEMS)
 - Chapter- 3 (NATURAL NUMBERS AND WHOLE NUMBERS)
 - Chapter- 4 (NEGATIVE NUMBERS AND INTEGERS)
 - Chapter- 5 (PLAYING WITH NUMBERS)


Worksheet

1. Find the difference in the place values of two eights in the number 4,86,852.
2. By making a suitable chart, compare: 64748474 and 64585899
3. Estimate the following: i) $6847 - 5367$ ii) $8769 + 6478$
iii) 84×7826 iv) $444 \div 42$
4. Write the following numerals using the Indian and International systems:
i) 9585758 ii) 4657879
5. Find the difference between the smallest six digits number and largest five digits number.

6. Find the product between the largest two digits number and smallest three digits number.
7. Verify that: i) $(15 - 12) \times 18 = 15 \times 18 - 12 \times 18$
8. Evaluate using properties: $3333 \times 987 + 13 \times 3333$
9. Arrange the numbers in ascending and descending order ,using number line: 4, -7, 9, -10, -1, 0, -9, 12
10. Add using a number line: 13 and -15
11. Subtract using a number line: -8 from -2
12. Simplify: $16 - 4$ of $5 \div 10 \times 2$
13. Find the Highest common factor of: i) 7, 14 and 24
ii) 24, 36, and 60
14. Find the Least Common Factor of: i) 14, 21 and 98
ii) 3, 6, 8 and 9
14. Write the prime factors of: i) 38 ii) 75

Project Work:-

On an A4 size sheet create a table consisting of all properties of whole numbers. Make it clean and presentable.



Learning Work: Learn below mentioned chapters for unit test.

- Chapter -1 (Maps)
- Chapter -2 (Major Landforms)
- Do practice of map work on page no.19, 35

Map work:

- Paste the political map on fair notebook.
- Mark the states and their capitals.
- Use pencil colour different for every state.

Project:

- Paste the world map on Assignment sheet.
- Locate all continents and oceans.



HISTORY



CIVICS

Learning Work: Learn below mentioned chapters for unit test.

- Chapter- 1(Indus valley civilization valley civilization)
- Chapter -2 (Mesopotamian Civilization)
- Chapter -3 (Rural Local Self Government)

Project Work

Prepare a Project on: Rural Local Self Government

- It's Meaning, Structure, and Functions.
- Prepare project on 4 Assignment sheets.
- Use relevant pictures from internet, newspaper on white side of sheet.
- Draw flow chart to mention it's structure.



PHYSICS

Learning Work: Learn below mentioned chapters for unit test.

- Chapter- 1 (Matter)
- Chapter- 2 (Physical quantities and measurements)

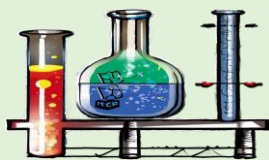
Project Work

Instructions for project work -

1. Prepare project on assignment sheets.
2. First page should be introduction page
3. Paste or draw the diagram on plane side.
4. Written work should be on ruler side

Prepare a project on Topic:

1. Activity 2.8 (page no - 37)
2. Measurement of area of regular surfaces (page no - 38,39)



CHEMISTRY

Learning Work: Learn below mentioned chapters for unit test.

- Chapter- 1(Introduction of chemistry)
- Chapter- 2(Matter)

Project work:

- Draw the flowchart of branches of science A4 sheets. (Page No.5)
- Write name of scientist along their discoveries on A4 sheets. (Page No.7)
- Write activities 1,2,3,4 on fair notebook of chapter-2.



Learning Work: Learn below mentioned chapters for unit test.

- Chapter -1 (The Leaf)
- Chapter 2 (The flower)

Project Work

Prepare a project - Topic: The Flower

Instructions for project work –

1. Prepare project on assignment sheets.
2. First page should be introduction page
3. Paste or draw the diagram on plane side.
4. Written work should be on ruler side.



COMPUTER

Learning Work: Learn below mentioned chapters for unit test.

- chapter-1 (Computer language)

- Chapter -2(Organisation of data)

Activity Work: Prepare flow chart of computer languages in your fair notebook.



Prepare art and craft work beautifully for upcoming competition in month of July.

CLASS: - 6TH A

Roll no. 1-5

make a chart on Computer input devices

Roll no. 6-10

make a chart on Computer output devices

Roll no. 11 -15

make a display board frills

Roll no. 16- 20

make a chart about ethical principles

Roll no. 21-25

make a chart about emerging trends in technology

Roll no.26-30

make a chart about Computer lab rules

Roll no. 31-36

make a chart about Online safety and security

CLASS: - 6TH B

Roll no.31-34

make a chart about save water (ਪਾਣੀ ਬਚਾਓ)

Roll no.1-5

make a chart about ethical principle

Roll no. 6-10

make a chart about classroom rules

Roll no.11-15

make a chart about ਪੰਜਾਬੀ ਤਿਓਹਾਰਾ

Roll no. 16-20

make a chart about ਸਾਡੀ ਮਾਂ ਬੋਲੀ ਪੰਜਾਬੀ

Roll no. 21-25

make a chart about ਦਸ ਗੁਰੂਆਂ ਦੇ ਨਾਂ ਲਿਖੋ

Roll no. 26-30

make display board frills

Roll no. 31-32

ਪੰਜਾਬੀ ਵਿੱਚ ਗਿਣਤੀ ਲਿਖੇ 1-100 ਤੱਕ।


Roll No.31(1-50 ਤੱਕ) Roll no-32(51-100 ਤੱਕ)

Roll no. 33

make a chart about ਪੰਜਾਬੀ ਮੁਹਾਰਨੀ ਲਿਖੇ

Roll no.34

make a chart about ਸਵਰ ਅਤੇ ਵਿਅੰਜਨ



CONVERSATION

Learning Work: Read below mentioned chapters thoroughly for viva:

Read Chapter- 1 (My Nation)

Chapter- 2 (Capitals of State)

Chapter- 3 (Our Revolutionary)

Chapter- 4 (Aim of Life)

Chapter- 5 (My Sister)



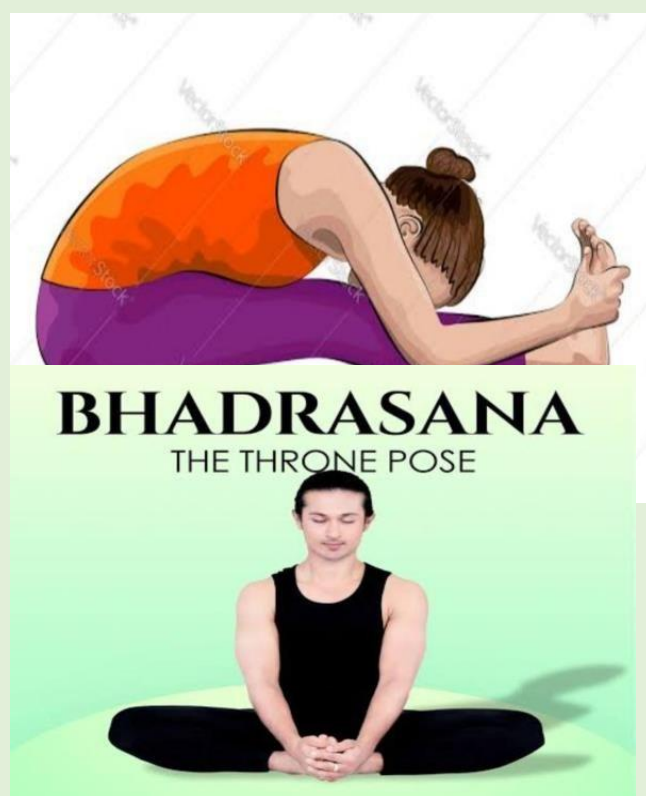

**HEALTH &
PHYSICAL
EDUCATION**

Read below mentioned chapters thoroughly for viva:

Chapter- 2(Physical fitness)

Chapter- 4 (Food nutrition)

- **Go For Morning Walk Daily.**
- **As, we know 21 June is celebrated every year as international yoga day, so start 30 days Campaign to do the following yoga asana daily**



LIFE SKILLS & CITIZENSHIP

Read below mentioned chapters thoroughly:

Chapter- 1(Taking Initiative)

Chapter- 2(Sportsmanship)

Note: - If you have any query related to any subject, you can contact to assigned subject teachers.

Sr. No.	Subject Teacher's Name	Subject	Contact No.
1.	Ms. Priyanka Sharma	Mathematics	9915484900
2.	Ms. Chirangali	Social Science	7710170054
3.	Ms. Vidhi	Chemistry	6280685171
4.	Mr. Vineet Jood	Physics	7206531910
5.	Mr. Mayank Sharma	Biology	7307027516
6.	Ms. Silki Yadav	English	9779666609
7.	Ms. Devinder Kaur	Computer	7901790305
8.	Mr. Ganesh Bhatt	Hindi	9997754817
9.	Ms. Varinder Kaur	Punjabi	7527837431