

PRINCIPAL MOHAN LAL  
**WISDOM SCHOOL, NAGRI**  
ICSE CURRICULUM

# SUMMER VACATIONS ASSIGNMENT

SESSION: 2025-26

## CLASS NURSERY



Name \_\_\_\_\_ Class \_\_\_\_\_ Section \_\_\_\_\_

Admission No. \_\_\_\_\_ Roll No. \_\_\_\_\_



# Summer Vacation Notice – Pre-Primary



**Date:** 2<sup>nd</sup> June, 2025 to 30<sup>th</sup> June, 2025

**School Reopens:** 1<sup>st</sup> July, 2025(Tuesday)

Dear Parents,

## Warm greetings from PML Wisdom School!

As the summer sun begins to shine brighter, it's time for our little learners to take a well-deserved break. The summer vacation will commence from **2<sup>nd</sup> June, 2025(Monday) to 30<sup>th</sup> June, 2025(Monday)**. The school will reopen on **1<sup>st</sup> July, 2025(Tuesday)** with the same enthusiasm and excitement.

This break offers a wonderful opportunity for children to refresh, bond with family, and learn through joyful experiences. To ensure the continuation of learning in a playful way, a Holiday Homework Folder has been shared with your child.

**Note:** The school office will remain open all working days between **9:00 a.m. to 2:00 p.m.** during the summer vacation.



## Guidelines for Parents:

### 1. Create a Routine

Maintain a balanced daily schedule that includes study time, playtime, story sessions, and rest.

### 2. Encourage Speaking and Reading

Engage your child in simple conversations in English and read age-appropriate storybooks together.

### 3. Support Holiday Work

Help your child complete the assigned activities neatly and independently, with minimal assistance.

### 4. Focus on Life Skills

Teach your child basic self-help skills like dressing up, packing a bag, tying shoelaces, and using magic words – please, sorry, thank you.

### 5. Limit Screen Time

Replace screen hours with creative indoor games, drawing, music, and outdoor play (if possible).

#### **6. Healthy Habits**

Promote hygiene, proper eating habits, and adequate sleep to keep your child active and happy.

*We look forward to welcoming our students back after the holidays – refreshed, joyful, and ready to learn!*

**Wishing you and your family a safe, happy, and memorable summer!**

With Warm regards,

Amita Walia  
Principal  
PML Wisdom School


#### **Contact Information:**

Phone: 01764-297274

E-Mail: [pmlwisdomschool@gmail.com](mailto:pmlwisdomschool@gmail.com)

Website: [www.pmlwisdomschool.com](http://www.pmlwisdomschool.com)

# Tracing Lines



# TRACE THE SLEEPING LINES

-----

-----

-----

-----































-----

-----

Name \_\_\_\_\_

Date \_\_\_\_\_

# Tracing Pattern

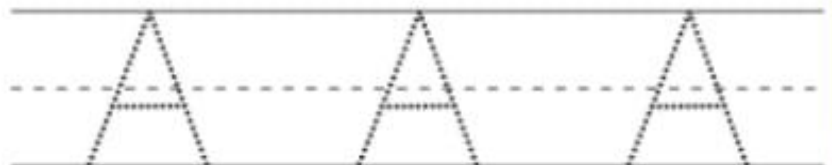
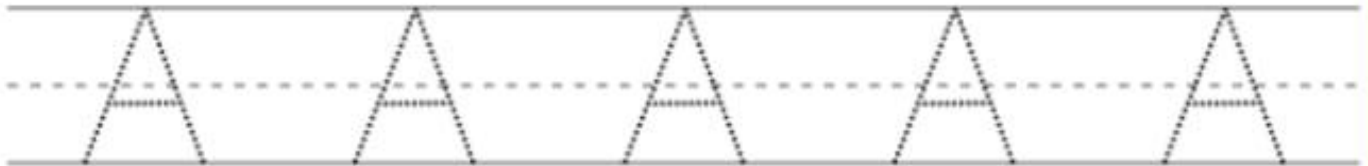
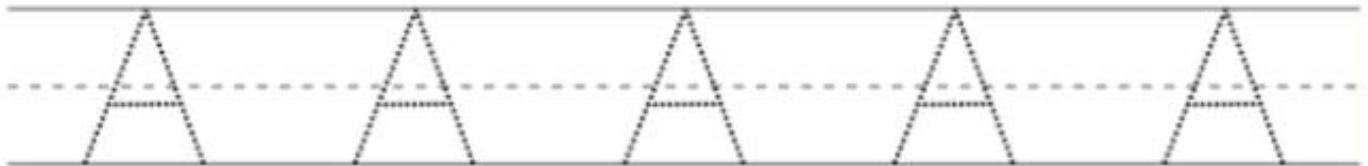
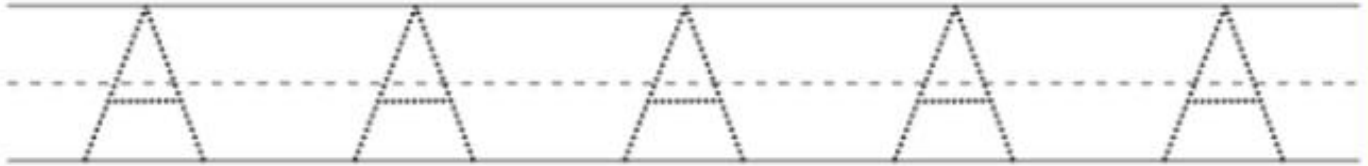
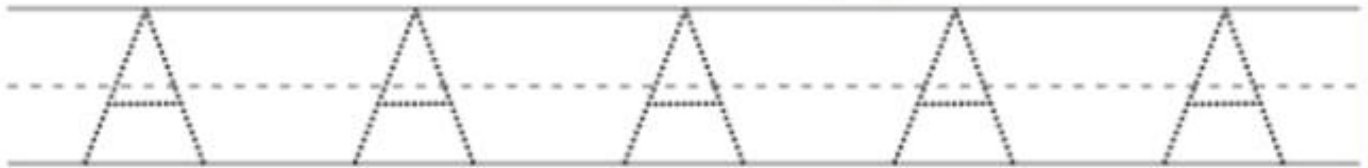




Apple



Ant



My name is .....










Grade.....



Car



Cup



RUBY



My name is .....

Grade.....

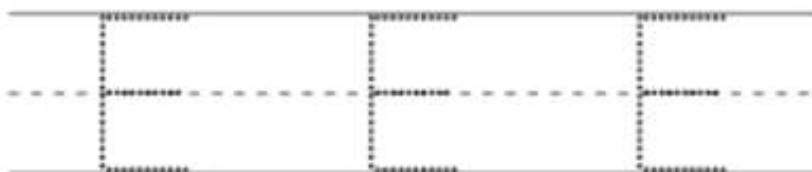
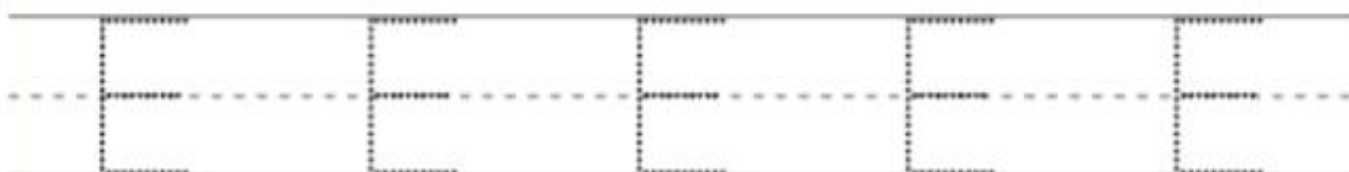
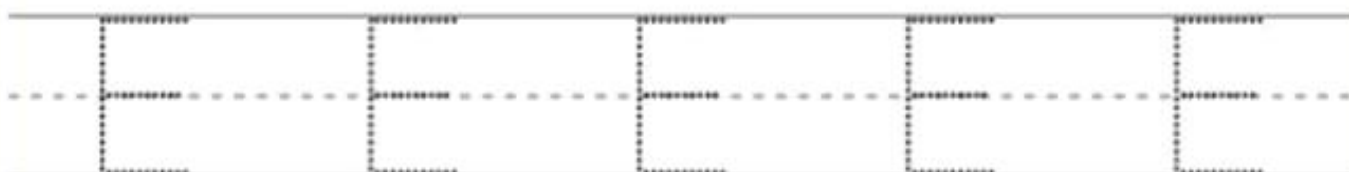




Elephant



Egg



My name is .....

Grade.....



Flower



Fish







My name is .....

Grade.....



Hat Hammer



RUBY

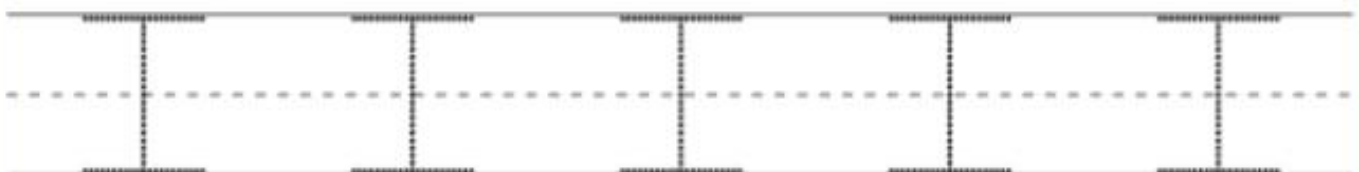
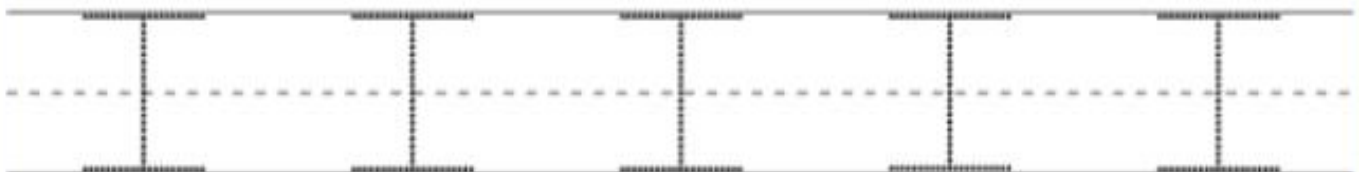
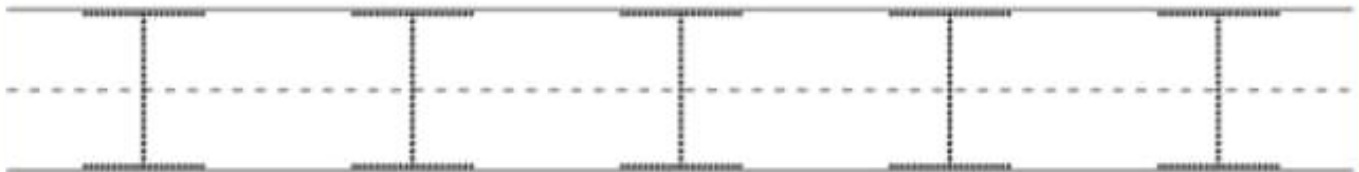
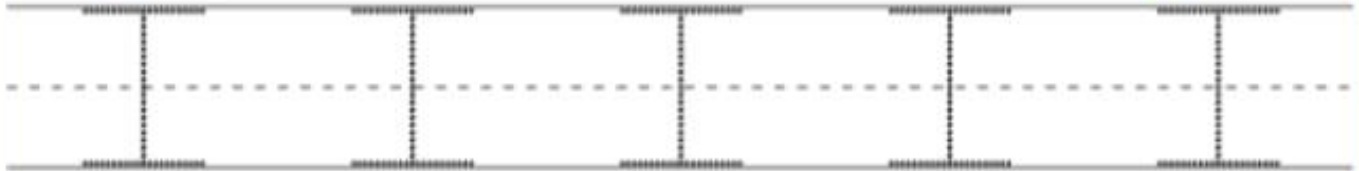


My name is .....

Grade.....



# Ice-Cream Igloo



My name is .....

Grade.....






Jar



Jet



My name is .....

Grade.....





Leaf



Log















































RUBY


My name is .....

Grade.....


Name \_\_\_\_\_ Date \_\_\_\_\_

# Tracing Pattern

# CURVE PATTERN

Take the bee to the beehive by tracing the pattern.



Take the butterfly to the flowers by tracing the pattern.



Take the bird to the nest by tracing the pattern.



Trace the Number "1"

Name .....

1

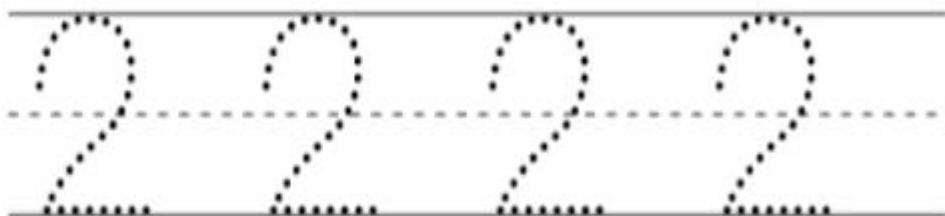
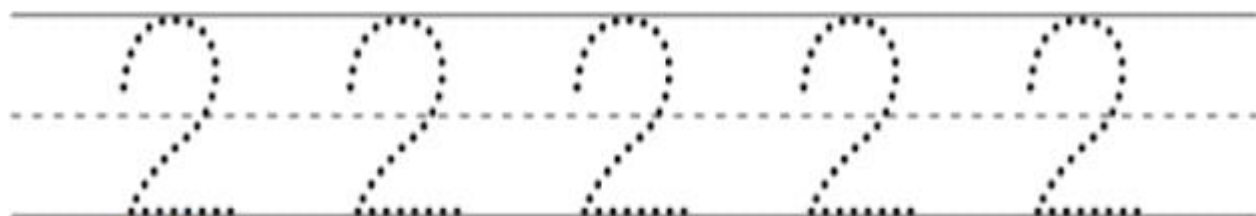
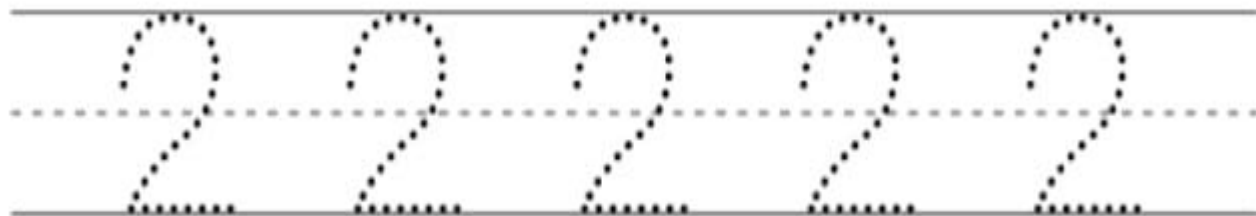
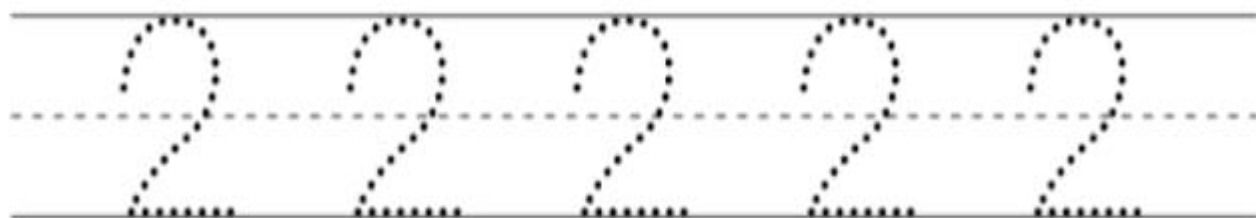
One







Name .....



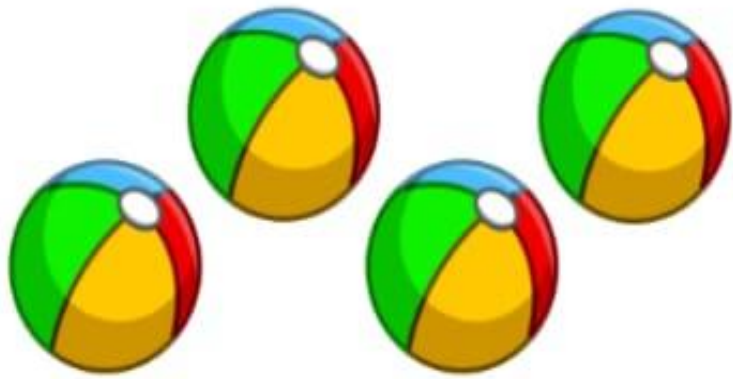


Trace the Number "4"

Name .....

4

Four



Tracing practice lines for the number 4. Each row contains five dashed '4's for tracing. There are four rows of these tracing lines.




RUBY

Tracing practice lines for the number 4. Each row contains five dashed '4's for tracing. There are two rows of these tracing lines.

Trace the Number "6"

Name .....

6  
Six



6	6	6	6	6
6	6	6	6	6
6	6	6	6	6
6	6	6	6	6
6	6	6	6	
6	6	6	6	



Trace the Number "7"

Name .....

7

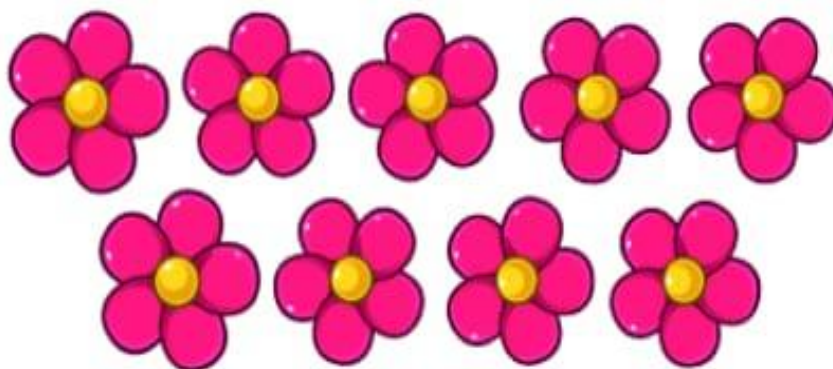
Seven



Trace the Number "9"

Name .....

9  
Nine





10



10

10

10

10

10

10

10

10

10

10

10

10

10

10

10

10

10

10

10

10



# LEARNING AND WRITTEN WORK

## SUBJECT: ENGLISH

Book Name: - Literacy skills

Do page number 22, 23 and 24

Learn A to L Phonic sound

## SUBJECT :- ART AND CRAFT

Book Work: - Do page number 13, 21, 25, 26 and 30

## SUBJECT :- MATHEMATICS

Book Name: - Numeracy skills

Do colouring in following

- 1. Square - page no.15 ,16
- 2. Triangle-17 and 18.
- 3. Rectangle-page 19, 20
- 4. Circle-page 21 ,22
- 5. Match the shapes (23)
- ❖ Mathematics-Learn counting 1 to 10

## SUBJECT : GENERAL AWARENESS

Book Work-Do page numbers -36, 37, 43, 44, 46 and 47

## SUBJECT :- RHYMES

Learn English rhymes

- I am special
- Hop a little

हिंदी कविताएं याद करें।

- आहा ! टमाटर बड़ा मजेदार
- दादा जी का चश्मा गोल

## ✨ Magic Words Sentences for Pre-Primary



### **Polite Expressions / Magic Words**

1. Please give me food.
2. Thank you, Mama.
3. Sorry, I made a mess.
4. Excuse me, please.
5. May I come in?



### **At Home**

6. I am hungry.
7. I want to drink water.
8. I want to sleep.
9. Please turn on the fan.
10. I love my home



### **Mealtime**

16. This food is yummy!
17. I want more, please.
18. I finished my food.
19. Thank you for the food.
20. May I have some water?



### **With Family**

21. Good morning, Papa.
22. I love you, Mama.
23. Let's go for a walk.
24. Can I watch TV?

**CLASS: - NURSERY-A**

**Class In-charge: - Ms. Shikha Rani**

**Contact Number: - 6280815937**

**CLASS: - NURSERY-B**

**Class In-charge: - Ms. Renu Rani**

**Contact Number: - 8360226747**

**JUNIOR WING CO-ORDINATOR**

**MS. AMANDEEP KAUR**

**CONTACT NUMBER: - 8847670857**