



**PRINCIPAL MOHAN LAL
WISDOM SCHOOL, NAGRI**
ICSE CURRICULUM

SUMMER VACATIONS HOMEWORK



Session : 2026-27

CLASS

1st



CLASS : 1st

Summer Break Message & Guidelines

Dear Parents and Students,

Warm greetings from PML Wisdom School !

As we step into the much-awaited summer vacation, we hope it brings joy, relaxation, and valuable family time. Holidays are a perfect opportunity to rest and rejuvenate, but also to remain constructively engaged. This holiday homework has been thoughtfully prepared to ensure that students enjoy their break while keeping their minds active and skills sharp.

The Summer Break for classes **Nursery to 10th** is scheduled from **2nd June, 2026 to 30th June, 2026**. The last working day of these classes will be **1st June 2026 (Monday)**. The school will reopen on **1st July, 2026 (Wednesday)**.

Note: The school office will remain open on all working days between **9:30 a.m. to 2:00 p.m.** during the summer vacation.

Tips for a Healthy and Productive Summer:

Guidelines for Students:

1. **Time Management:** Allocate a fixed time each day for completing homework and revision.
2. **Neatness and Presentation:** Ensure all work is done neatly and legibly.
3. **Originality:** Avoid copying from others. Use your creativity and understanding.
4. **Timely Submission:** All homework must be submitted on the first day after vacation.
5. **Activity Work:** Projects should be done using recyclable or easily available materials. Label your charts/projects clearly with your name and roll number.

Guidelines for Parents:

1. Kindly supervise your child's progress without doing the work for them.
2. Ensure a healthy routine including reading, physical exercise, and adequate sleep.
3. Encourage conversation in English and moral storytelling to enhance language and values.

We request all parents to encourage their wards to complete the assigned work regularly and creatively. The tasks are a blend of revision and project-based learning to foster critical thinking and subject understanding.

Let us work together to make this holiday both enjoyable and enriching.

Wishing you a safe, healthy, and joyful summer break!

With warm regards,

Vineet Jood

Principal

PML Wisdom School

Contact Information:

Phone: 01764-297274

E-Mail: pmlwisdomschool@gmail.com

Website: www.pmlwisdomschool.com



*Happy
Holidays*

PML WISDOM SCHOOL, NAGRI

Class - 1st

Summer Assignment

Session : 2026-27

1. Read

☆ English	☆ Hindi	☆ ਪੰਜਾਬੀ
<ul style="list-style-type: none">● Pristine English Lessons -2 (Off to School) Lesson-3 (Fun at the Park)	<ul style="list-style-type: none">● वर्तमान पृष्ठ - 15, 17, 19, 22	<ul style="list-style-type: none">● ਰਬਾਬ ਪੇਜ- 5 ਤੋਂ 21
<ul style="list-style-type: none">☆ Environmental Studies● Go Green Save Earth Forever• Lesson - 1 (About Me!)• Lesson - 3 (The Food We Eat)		

2. Learn

☆ English	☆ हिंदी	☆ ਪੰਜਾਬੀ
<ul style="list-style-type: none">● Pristine English• Poem - The School Clock• Lesson - 2, 3 from book and notebook• Naming words• Change the Number• Myself	<ul style="list-style-type: none">● वर्तमान• अंगों के नाम• सब्जियों के नाम• रंगों के नाम• फलों के नाम• आ, इ, ई, मात्रा वाले शब्द, समान लय वाले शब्द	<ul style="list-style-type: none">● ਰੂਹਾਨੀ ਰਬਾਬ• ਓ ਤੋਂ ਝ• ਦੋ ਅੱਖਰੀ ਸ਼ਬਦ• ਤਿੰਨ ਅੱਖਰੀ ਸ਼ਬਦ• ਚਾਰ ਅੱਖਰੀ ਸ਼ਬਦ
<ul style="list-style-type: none">☆ Environmental Studies	<ul style="list-style-type: none">☆ Mathematics	<ul style="list-style-type: none">☆ Conversation
<ul style="list-style-type: none">● Go Green Save Earth ForeverLesson -1 (About Me!)Lesson - 3 (The Food We Eat) from Book and Note book	<ul style="list-style-type: none">● Maths Joy• Tables From 2 to 8	<ul style="list-style-type: none">• Lesson - 1• Lesson - 2• Lesson - 3• Lesson - 4

3. Write

Note: Prepare a three-in-one notebook & write the following topics one time -

★ English	★हिंदी	★ਪੰਜਾਬੀ	★Mathematics
<ul style="list-style-type: none">• Naming words• Myself• Change the Number	<ul style="list-style-type: none">• ਅੰਗਾਂ ਦੇ ਨਾਮ, ਸਬਜ਼ੀਆਂ ਦੇ ਨਾਮ, ਰੰਗਾਂ ਦੇ ਨਾਮ, ਫਲਾਂ ਦੇ ਨਾਮ	<ul style="list-style-type: none">• ਦੋ ਅੱਖਰੀ ਸ਼ਬਦ• ਤਿੰਨ ਅੱਖਰੀ ਸ਼ਬਦ• ਚਾਰ ਅੱਖਰੀ ਸ਼ਬਦ	<ul style="list-style-type: none">• Tables 2 to 8

Subject : Computer Science

Read the following chapters thoroughly.

Chapter -1 (Computer : A Machine)

Chapter -2 (Uses of Computer)

Subject : Conversation

Read the following chapters thoroughly.

Chapter - 1 (My Introduction)

Chapter - 2 (Greeting)

Chapter - 3 (My Routine)

Chapter - 4 (Watch the Clock)

Subject : Life Skills

Read the following chapters thoroughly.

Chapter - 1 (Ben's Unconditional Love)

Subject : General Knowledge

Chapter - 1 (Animal's Riddles)

Chapter - 2 (Bird Mania)

Chapter - 3 (Animal's Babies)

Subject : Art and Craft

• Pages : 12 to 16 (Castle Bricks, Butterfly, Sunflower, Environment Day, Tree)

Roll no: 1 to 10 - Hanging Birds

Roll no: 11 to 20 - Hanging Animals

Roll no: 21 to 30- Grasses

International Day of Yoga (21st June, 2026)

Instructions :-

1. Take care of your health.
2. Do Morning walk regularly.
3. Play game in morning & evening only.
4. Take proper Balanced Diet.
5. Take care of your body from heat stroke.
6. Have your meals at fixed time.
7. Take milk daily because it repairs broken cells of body.
8. Do practice of yoga daily.
9. For Asanas utilize, 15 to 30 minutes.
10. Do practice of Yogasana regularly.

Note:- If you have any query related to any subject, you can contact to respective Class In charge or Class Coordinator.

Sr. No.	Subject Teacher's Name	Subject	Contact No.
1.	Ms. Seema	1 st A	9876563223
2.	Ms. Kirti Verma	1 st B	6284452470

Subject Teachers

1.	Ms. Jashanpreet Kaur	General Knowledge	8557010042
2.	Ms. Ishika Singla	Art	6283348185
3.	Ms. Shyna	Computer	8837744024

Prepare the chart as mentioned following

Roll No	Topic		
Roll No 1 to 5	Tables 2 to 10	Roll No 19 to 21	दिनों के नाम
Roll No 6 to 9	Our helpers	Roll No 22 to 24	लिंग बदलो
Roll No 10 to 13	Type of clothes	Roll No 25 to 27	Water
Roll No 14 to 18	वचन बदलो	Roll No 28 to 30	Doing words

Class Coordinator Ms. Kirti Verma: 6284452470

Headmistress Ms. Silki : 9779666609

PML WISDOM SCHOOL NAGRI


Name _____


Roll No. _____

Date _____


Subject English (Worksheet 1) Day _____

Write the naming word of given picture :-























PML WISDOM SCHOOL NAGRI

Name _____

Roll No. _____



Date _____

Subject English (Worksheet 2) Day _____

ALL ABOUT ME

My Name IS

This is me



My Birthday IS : _____

I am _____ years old

I Am a



I am in Grade _____

My teacher's name is _____


PML WISDOM SCHOOL NAGRI


Name _____

Roll No. _____


Date _____ Subject English (Worksheet 3) Day _____

● Use of This/ That :-

1.  _____ is a jug.


2. _____ is a mango. 

3.  _____ is a cap.

4. _____ is a tree. 

5.  _____ is a kite.

6.  _____ is a flower.

7. _____ is a rat. 

PML WISDOM SCHOOL NAGRI


Name _____

Roll No. _____


Date _____ Subject English (Worksheet 4) Day _____

• Use of These / Those :-


1.  _____ are apples.


2. _____ are carrots. 

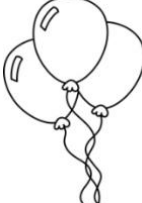
3.  _____ are flowers.

4. _____ are sparrows. 

5.  _____ are pencils.

6.  _____ are books.

7. _____ are keys. 

8. _____ are balloons. 

PML WISDOM SCHOOL NAGRI

Name _____


Roll No. _____

Date _____

Subject EVS (Worksheet 1)

Day _____

Label the body parts :



Teeth

Nose

Feet

Hand

Ear

Head

Leg

Eye

Stomach

Mouth

PML WISDOM SCHOOL NAGRI

Name _____

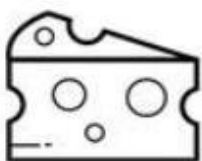

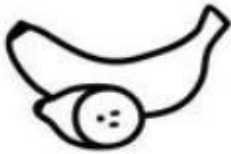
Roll No. _____

Date _____

Subject EVS (Worksheet 2)

Day _____

●Colour the Healthy food items:



Name _____

Roll No. _____

Date _____

Subject EVS (Worksheet 3)

Day _____

- Colour the poster on World Environment :-



PML WISDOM SCHOOL NAGRI

Name _____

Roll No. _____


Date _____

Subject EVS (Worksheet 4) Day _____

Match the following :-



Touch



Hear



See



Smell



Taste

PML WISDOM SCHOOL NAGRI

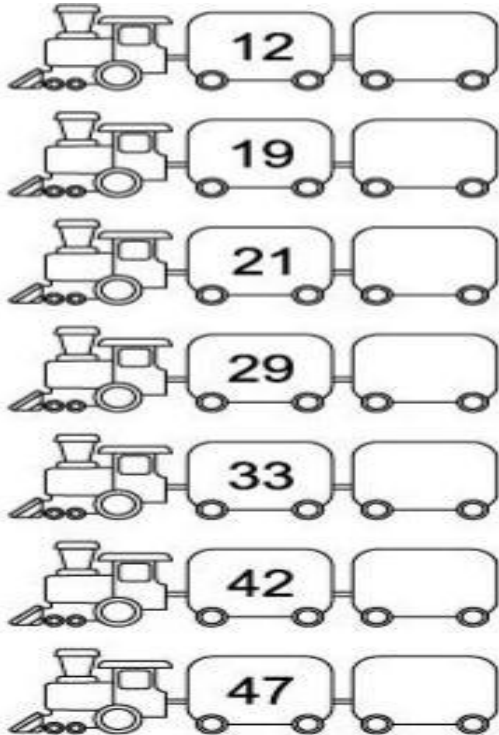
Name _____

Roll No. _____


Date _____ Subject Maths (Worksheet 1) Day _____

- Write What Comes just ?

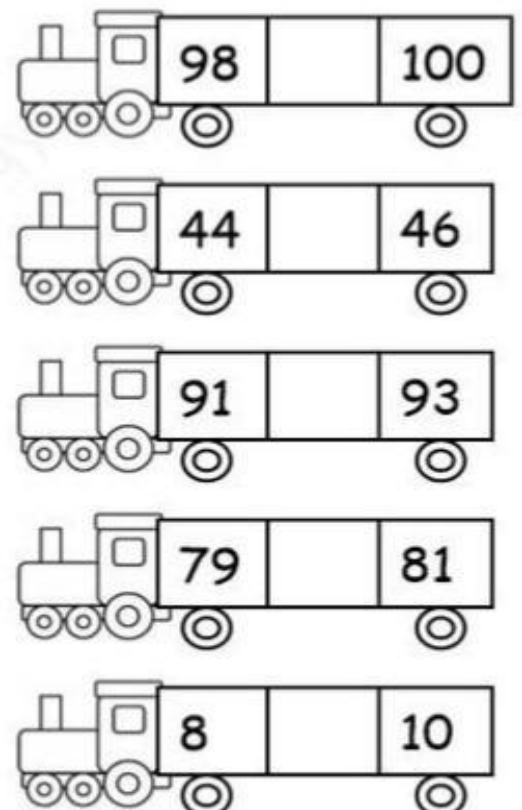
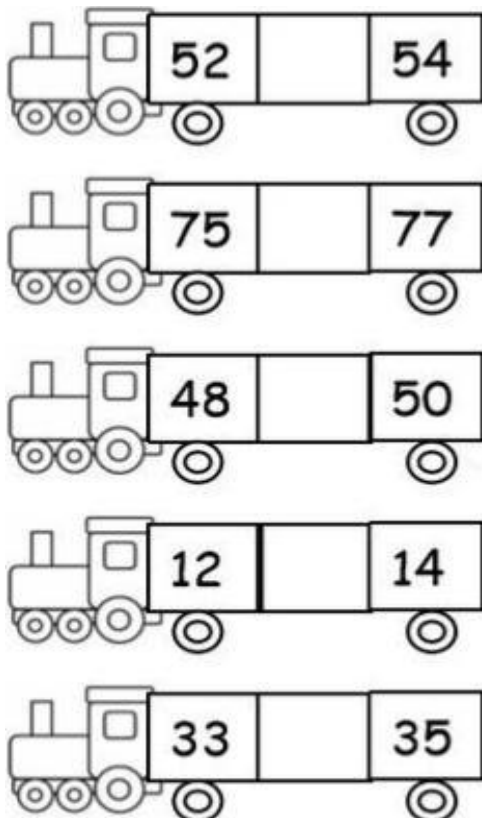
AFTER



BEFORE



- What comes Between ?



PML WISDOM SCHOOL NAGRI

Name _____

Roll No. _____

Date _____ Subject Maths (Worksheet 2) Day _____

• Fun with Tables (Dodging Tables)

$2 \times 8 =$

$3 \times 4 =$

$4 \times 7 =$

$4 \times 3 =$

$5 \times 8 =$

$2 \times 5 =$

$5 \times 7 =$

$2 \times 3 =$

$3 \times 8 =$

$3 \times 9 =$

$4 \times 6 =$

$5 \times 4 =$

$2 \times 4 =$

$3 \times 7 =$

$4 \times 10 =$

$5 \times 2 =$

$5 \times 10 =$

$2 \times 7 =$

$3 \times 6 =$

$2 \times 9 =$

$3 \times 2 =$

$4 \times 9 =$

$4 \times 2 =$

$5 \times 9 =$

$2 \times 10 =$

$3 \times 10 =$

$4 \times 5 =$

$5 \times 5 =$

$2 \times 6 =$

$3 \times 3 =$

Name _____

Roll No. _____

Date _____ Subject Maths (Worksheet 3) Day _____

• Put $>$, $<$ or $=$ sign:-

81 78

88 91

62 65

59 62

91 88

75 77

77 80

71 74

71 73

52 54

92 94

60 57

95 93

68 71

86 84

53 56

61 58


63 65

70 73

72 74

97 99

• Insert the Missing Number



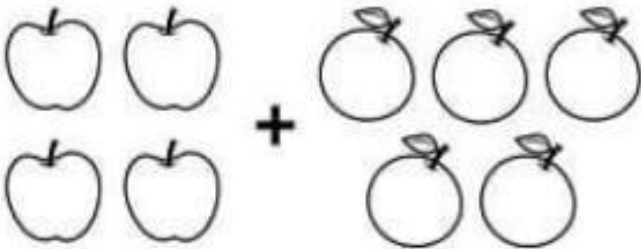
PML WISDOM SCHOOL NAGRI

Name _____


Roll No. _____

Date _____ Subject Maths (Worksheet 4) Day _____


• Count the objects and write the number in boxes




$$\square + \square = \underline{\quad}$$




$$\square + \square = \underline{\quad}$$



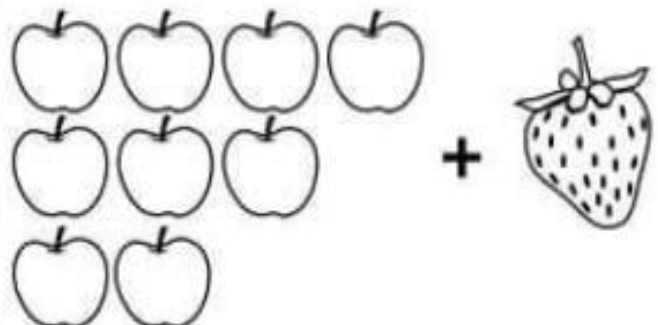
$$\square + \square = \underline{\quad}$$



$$\square + \square = \underline{\quad}$$



$$\square + \square = \underline{\quad}$$



$$\square + \square = \underline{\quad}$$

Name _____

Roll no _____

Date _____

विषय - हिंदी (Worksheet 1)

Day _____

● आ () मात्रा के शब्द लिखो

1. -----

7. -----

2. -----

8. -----

3. -----

9. -----

4. -----

10. -----


5. -----

11. -----

6. -----

12. -----

● चित्र देख कर नाम लिखो



PML WISDOM SCHOOL NAGRI

Name _____

Roll no _____

Date _____

विषय - हिंदी (Worksheet 2) Day _____

• इ () मात्रा के शब्द लिखो

1. -----

7. -----

2. -----

8. -----

3. -----

9. -----

4. -----

10. -----



5. -----

11. -----

6. -----

12. -----

• चित्र देख कर नाम लिखो -



PML WISDOM SCHOOL NAGRI

Name _____

Roll no _____

Date _____

विषय - हिंदी (Worksheet 3)

Day _____

• ई () मात्रा के शब्द लिखो

1. -----

7. -----

2. -----

8. -----

3. -----

9. -----

4. -----

10. -----


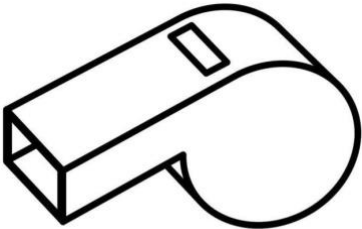
5. -----

11. -----

6. -----

12. -----

• चित्र देख कर नाम लिखो



PML WISDOM SCHOOL NAGRI

Name _____

Roll no _____

Date _____

विषय - हिंदी (Worksheet 4)

Day _____

☆ अंगों के नाम लिखो :-

☆ सब्जियों के नाम लिखो :-

1.

6.

1.

6.

2.

7.

2.

7.

3.

8.

3.

8.

4.

9.

4.

9.

5.

10.

5.

10.

☆ फलों के नाम लिखो :-

☆ रंगों के नाम लिखो :-

1.

6.

1.

6.

2.

7.

2.

7.

3.

8.

3.

8.

4.

9.

4.

9.

5.

10.

5.

10.

PML WISDOM SCHOOL NAGRI

Name _____

Roll no. _____

Date:- _____

Subject-Punjabi(Worksheet-1)

Day:- _____

- ਉ ਤੇਂ ਤੱਕ ਲਿਖੋ:

_____	_____	_____	_____	_____
_____	_____	_____	_____	_____
_____	_____	_____	_____	_____
_____	_____	_____	_____	_____
_____	_____	_____	_____	_____
_____	_____	_____	_____	_____
_____	_____	_____	_____	_____

- ਖਾਲੀ ਥਾਂ ਭਰੋ:

ਉ

ੲ

ਹ

ਖ

ਗ

ਚ

ੜ

ਠ

ਡ

ਣ

PML WISDOM SCHOOL NAGRI

Name _____

Roll no _____

Date _____ Subject Punjabi Worksheet – 2 Day _____

1. ਚਿੱਤਰ ਦੇਖਕੇ ਸਹੀ ਸ਼ਬਦ ਤੇ ਘੇਰਾ ਲਗਾਉ :-



ਫਲ

ਹਲ

ਧਨ



ਘਰ

ਬਸ

ਖ਼ਤ



ਬਟਨ

ਰਬੜ

ਕਲਸ਼



ਕਲਮ

ਹਵਨ

ਭਵਨ


2. ਚਿੱਤਰ ਦੇਖਕੇ ਨਾਂ ਲਿਖੋ:-











10





PML WISDOM SCHOOL NAGRI

Name _____

Roll no. _____

Date _____

Subject Punjabi Worksheet – 4

Day _____


• ਚਿੱਤਰ ਦੇਖ ਕੇ ਪਹਿਲੇ ਅੱਖਰ ਤੇ ਘੇਰਾ ਲਗਾਓ-



ਘ

ਪ

ਰ



ਫ

ਖ

ਮ



ਜ

ਘ

ਕ



ਪ

ਨ

ਥ



ਥ

ਦ


ਤ



ਖ

ਨ


ਗ



ਚ

ਏ

ਠ



ਠ

ਹ

ਵ

PML WISDOM SCHOOL NAGRI

Name _____

Roll No. _____

Date _____ Subject Drawing (Worksheet 1) Day _____

- Colour the given picture :-



PML WISDOM SCHOOL NAGRI


Name _____

Roll No. _____

Date _____

Subject Drawing (Worksheet 2) Day _____

- Complete and colour the given picture : -



PML WISDOM SCHOOL NAGRI

Name _____


Roll No. _____

Date _____

Subject Drawing (Worksheet 3)

Day _____

- Colour the given picture :-




PML WISDOM SCHOOL NAGRI

Name _____

Roll No. _____

Date _____ Subject Drawing (Worksheet 4) Day _____

- Colour the given picture



Do practice of following spoken sentences:-

Morning Sentences

1. Good morning, Mama!
2. I woke up early today.
3. I brushed my teeth.
4. May I have some milk?
5. I am ready for the day!

Meal Time Sentences

6. I am hungry.
7. What's for breakfast/lunch/dinner?
8. This is yummy!
9. I want more, please.
10. Thank you, Mama!

Play Time Sentences

11. Can I go outside to play?
12. I want to play with my toys.
13. Let's play a game!
14. I love playing on the swing.
15. My friend is coming to play.

Study and Learning Sentences

16. I want to read a storybook.
17. Let's do some drawing.
18. Can I write with a pencil?
19. I will finish my homework.
20. I love English class!

Helping at Home Sentences

21. I will clean my table.
22. Can I water the plants?
23. Let me help you.
24. I want to fold the clothes.
25. I will keep my toys in the box.

Evening and Bedtime Sentences

26. Let's go for a walk.
27. May I watch a cartoon?
28. I am feeling sleepy.
29. Good night, Mama.
30. See you tomorrow!